

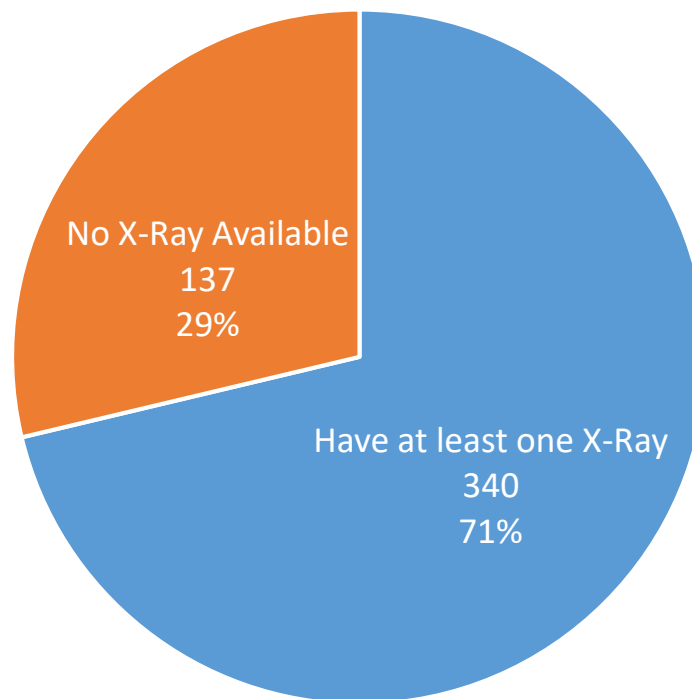
ALL SITES DATA COMPLETION REPORT

Number of Hips Enrolled by Cohort

<6 Registry	235
>11 Registry	31
6-8 Early Stage, MRI	29
6-8 Early Stage, Non-Surgical	44
6-8 Early Stage, Surgical	139
8-11 Early Stage, MRI	21
8-11 Early Stage, Non-Surgical	9
8-11 Early Stage, Surgical + 6 Months NWB	58
8-11 Early Stage, Surgical + 6 Weeks NWB	51
Late Stage	31
Overall Site Enrollment	648

2-Year Minimum AP X-Ray Availability (n=477)

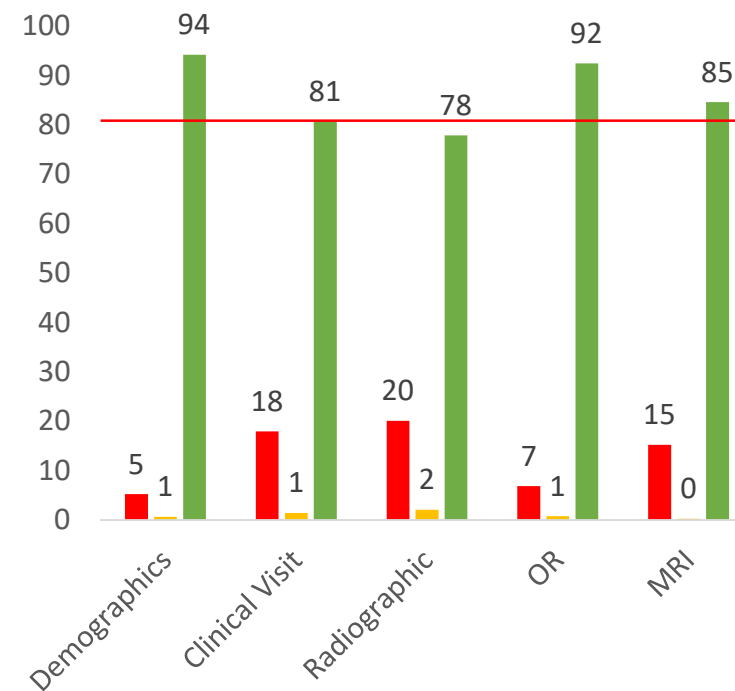
Includes up through 5-year visit image uploads



Overall Data Completion Rate: 86.9%

Data Entry (%) by Form Type

■ Incomplete ■ Unverified ■ Complete



Open, Unresponded Data Queries: 626

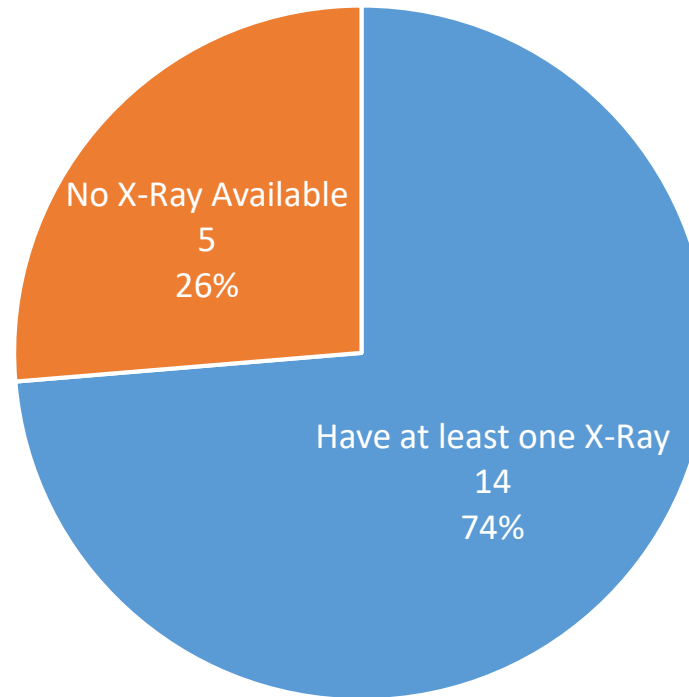
ACHC DATA COMPLETION REPORT

Number of Hips Enrolled by Cohort

<6 Registry	19
>11 Registry	0
6-8 Early Stage, MRI	3
6-8 Early Stage, Non-Surgical	1
6-8 Early Stage, Surgical	0
8-11 Early Stage, MRI	0
8-11 Early Stage, Non-Surgical	0
8-11 Early Stage, Surgical + 6 Months NWB	0
8-11 Early Stage, Surgical + 6 Weeks NWB	1
Late Stage	0
Overall Site Enrollment	24

2-Year Minimum AP X-Ray Availability (n=19)

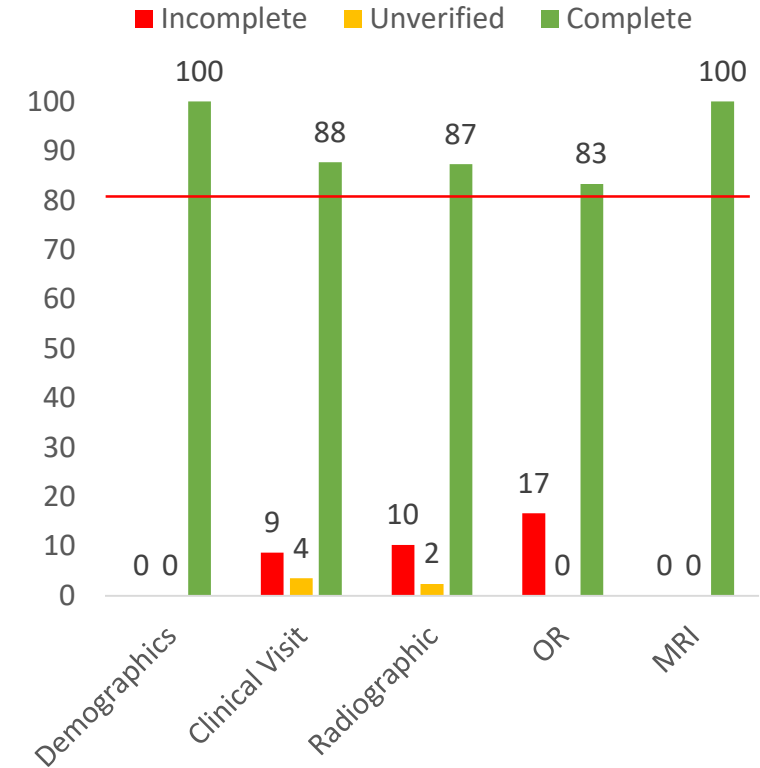
Includes up through 5-year visit image uploads



[Click to view list of participants missing AP X-ray](#)

Overall Data Completion Rate: 92.9%

Data Entry (%) by Form Type



Open, Unresponded Data Queries: 9

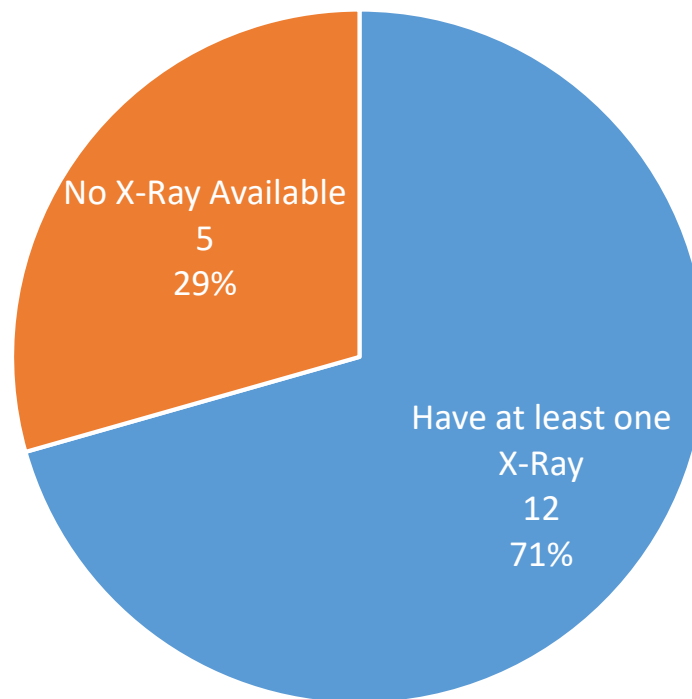
BCCH DATA COMPLETION REPORT

Number of Hips Enrolled by Cohort

<6 Registry	11
>11 Registry	2
6-8 Early Stage, MRI	1
6-8 Early Stage, Non-Surgical	1
6-8 Early Stage, Surgical	2
8-11 Early Stage, MRI	0
8-11 Early Stage, Non-Surgical	0
8-11 Early Stage, Surgical + 6 Months NWB	0
8-11 Early Stage, Surgical + 6 Weeks NWB	0
Late Stage	1
Overall Site Enrollment	18

2-Year Minimum AP X-Ray Availability (n=17)

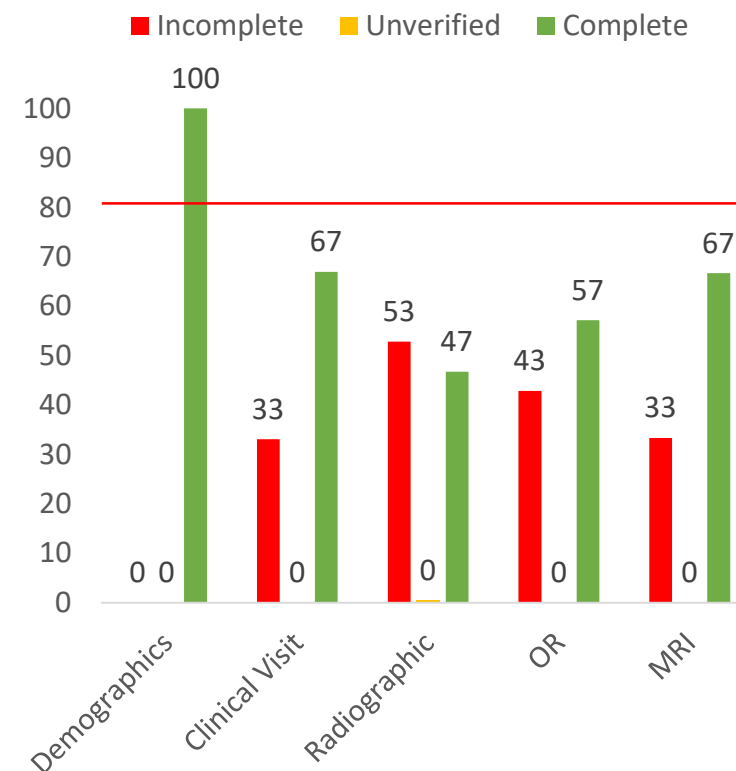
Includes up through 5-year visit image uploads



[Click to view list of participants missing AP X-ray](#)

Overall Data Completion Rate: **67.6%**

Data Entry (%) by Form Type



Open, Unresponded Data Queries: **43**

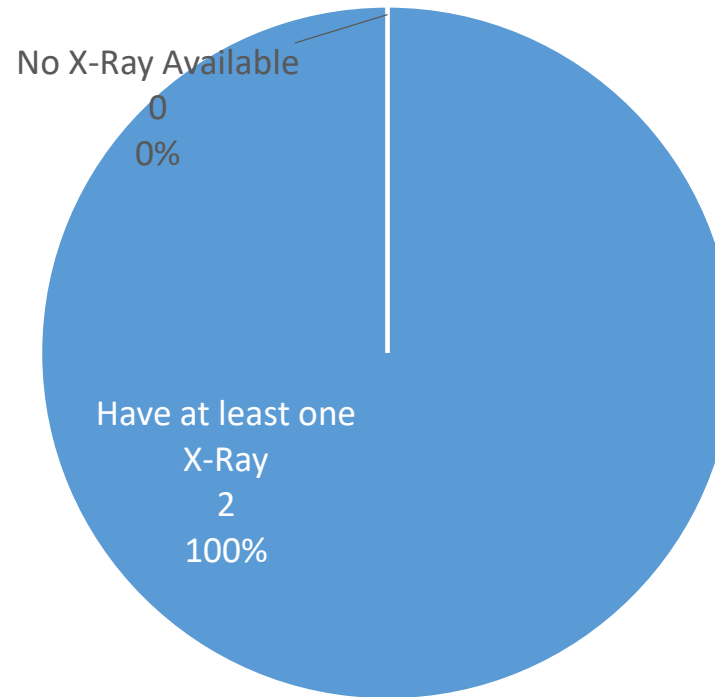
BOCH DATA COMPLETION REPORT

Number of Hips Enrolled by Cohort

<6 Registry	2
>11 Registry	0
6-8 Early Stage, MRI	0
6-8 Early Stage, Non-Surgical	1
6-8 Early Stage, Surgical	0
8-11 Early Stage, MRI	0
8-11 Early Stage, Non-Surgical	0
8-11 Early Stage, Surgical + 6 Months NWB	2
8-11 Early Stage, Surgical + 6 Weeks NWB	0
Late Stage	0
Overall Site Enrollment	5

2-Year Minimum AP X-Ray Availability (n=2)

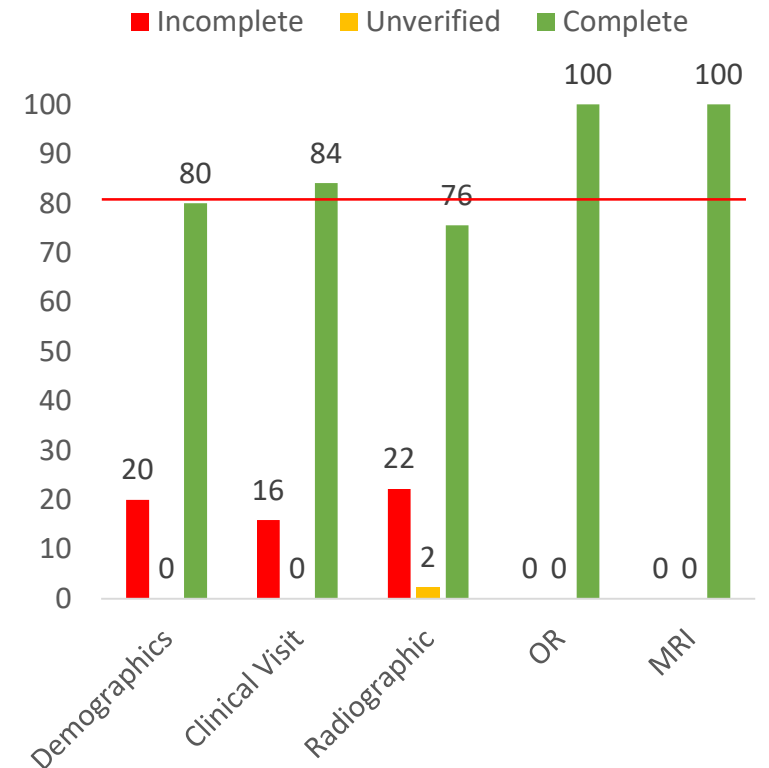
Includes up through 5-year visit image uploads



[Click to view list of participants missing AP X-ray](#)

Overall Data Completion Rate: **88.4%**

Data Entry (%) by Form Type



Open, Unresponded Data Queries: **5**

CCHM DATA COMPLETION REPORT

Number of Hips Enrolled by Cohort

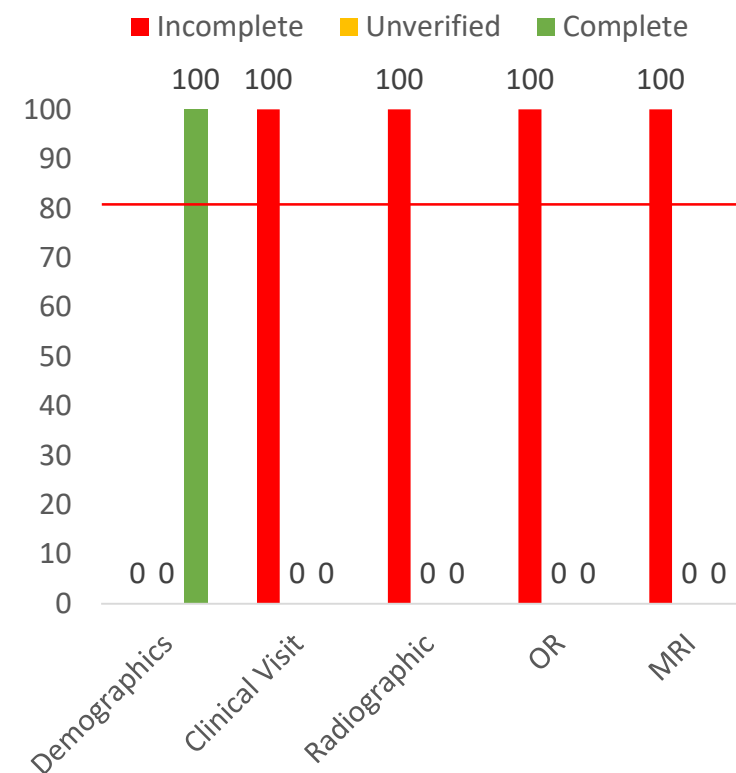
<6 Registry	1
>11 Registry	0
6-8 Early Stage, MRI	0
6-8 Early Stage, Non-Surgical	0
6-8 Early Stage, Surgical	0
8-11 Early Stage, MRI	0
8-11 Early Stage, Non-Surgical	0
8-11 Early Stage, Surgical + 6 Months NWB	0
8-11 Early Stage, Surgical + 6 Weeks NWB	0
Late Stage	0
Overall Site Enrollment	1

2-Year Minimum AP X-Ray Availability (n=0)

This site does not currently have any participants eligible for their two year follow up.

Overall Data Completion Rate: 20%

Data Entry (%) by Form Type



Open, Unresponded Data Queries: 0

CCMC DATA COMPLETION REPORT

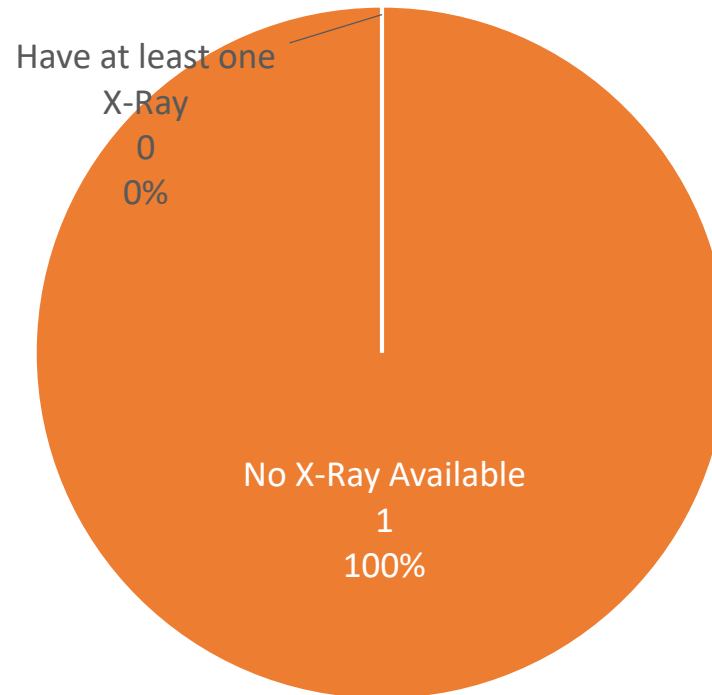
Number of Hips Enrolled by Cohort

<6 Registry	0
>11 Registry	0
6-8 Early Stage, MRI	0
6-8 Early Stage, Non-Surgical	0
6-8 Early Stage, Surgical	0
8-11 Early Stage, MRI	0
8-11 Early Stage, Non-Surgical	0
8-11 Early Stage, Surgical + 6 Months NWB	0
8-11 Early Stage, Surgical + 6 Weeks NWB	1
Late Stage	0
Overall Site Enrollment	1

2-Year Minimum AP

X-Ray Availability (n=1)

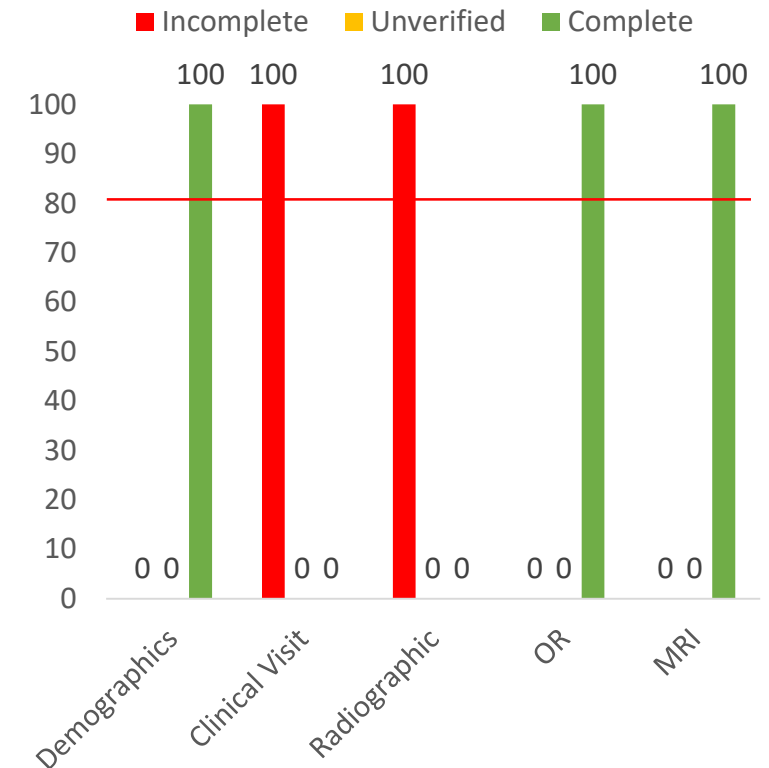
Includes up through 5-year visit image uploads



[Click to view list of participants missing AP X-ray](#)

Overall Data Completion Rate: **60%**

Data Entry (%) by Form Type



Open, Unresponded Data Queries: **2**

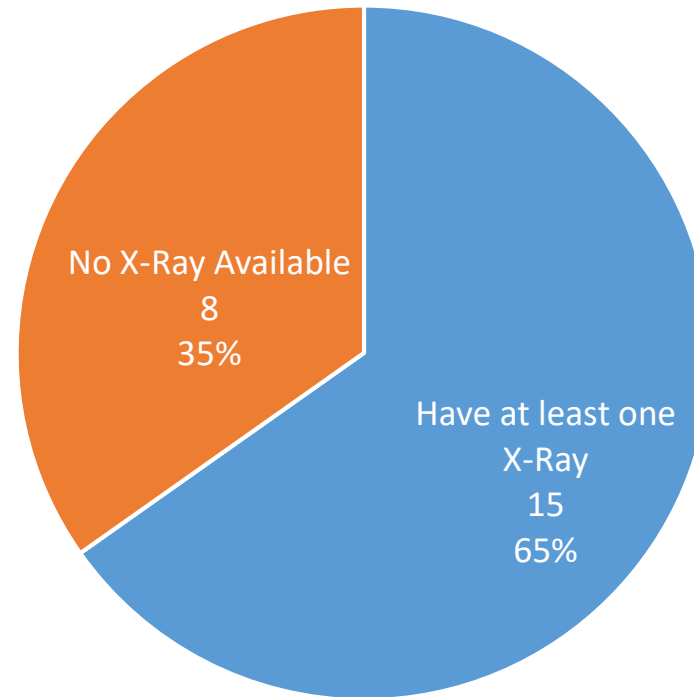
CCOM DATA COMPLETION REPORT

Number of Hips Enrolled by Cohort

<6 Registry	9
>11 Registry	2
6-8 Early Stage, MRI	4
6-8 Early Stage, Non-Surgical	5
6-8 Early Stage, Surgical	1
8-11 Early Stage, MRI	0
8-11 Early Stage, Non-Surgical	0
8-11 Early Stage, Surgical + 6 Months NWB	1
8-11 Early Stage, Surgical + 6 Weeks NWB	2
Late Stage	0
Overall Site Enrollment	24

2-Year Minimum AP X-Ray Availability (n=23)

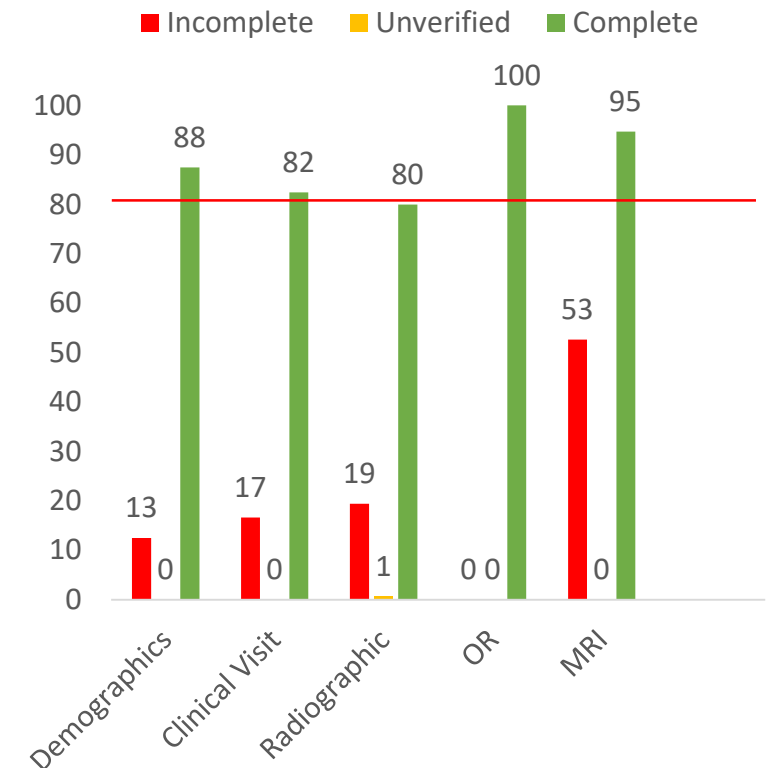
Includes up through 5-year visit image uploads



[Click to view list of participants missing AP X-ray](#)

Overall Data Completion Rate: 89%

Data Entry (%) by Form Type



Open, Unresponded Data Queries: 19

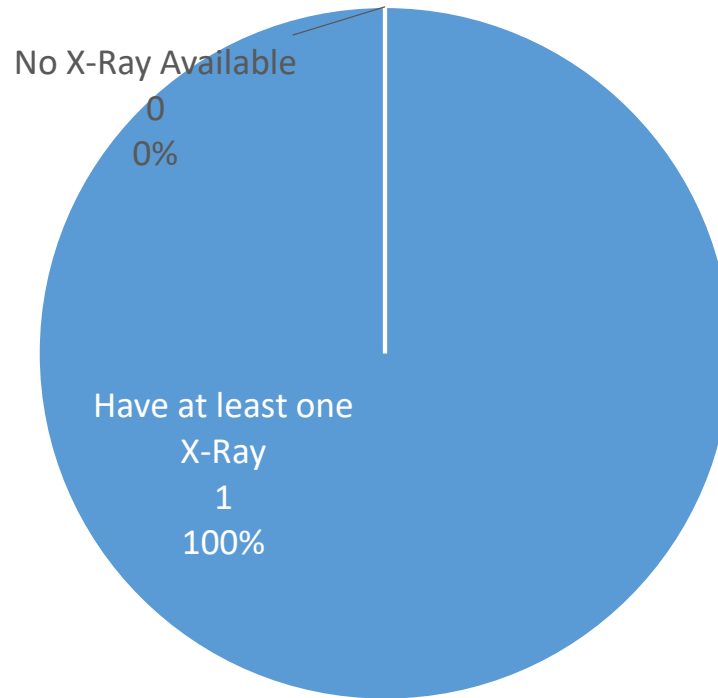
CHAB DATA COMPLETION REPORT

Number of Hips Enrolled by Cohort

<6 Registry	1
>11 Registry	0
6-8 Early Stage, MRI	0
6-8 Early Stage, Non-Surgical	1
6-8 Early Stage, Surgical	0
8-11 Early Stage, MRI	0
8-11 Early Stage, Non-Surgical	0
8-11 Early Stage, Surgical + 6 Months NWB	0
8-11 Early Stage, Surgical + 6 Weeks NWB	1
Late Stage	0
Overall Site Enrollment	3

2-Year Minimum AP X-Ray Availability (n=1)

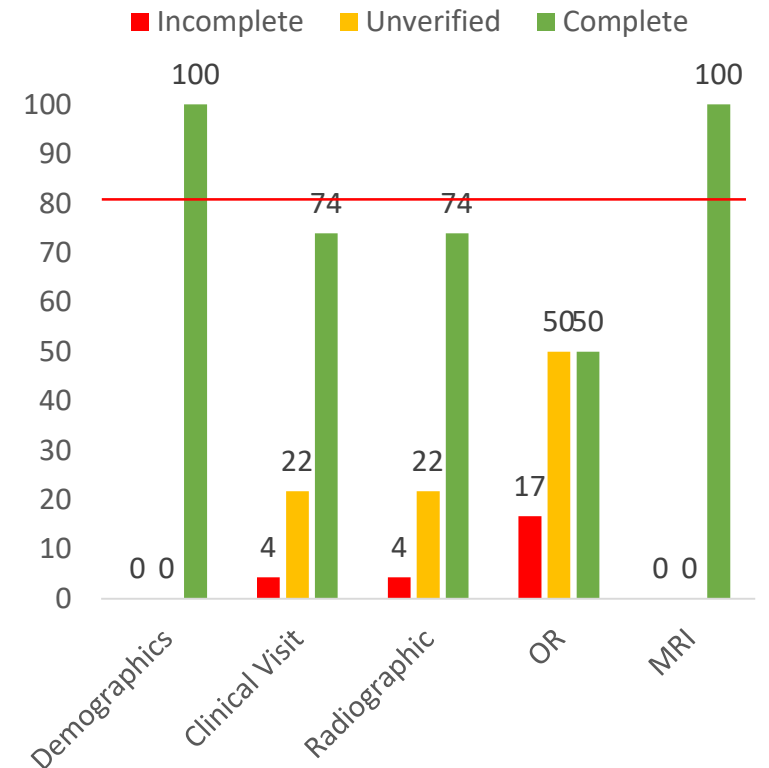
Includes up through 5-year visit image uploads



[Click to view list of participants missing AP X-ray](#)

Overall Data Completion Rate: 98.3%

Data Entry (%) by Form Type



Open, Unresponded Data Queries: 0

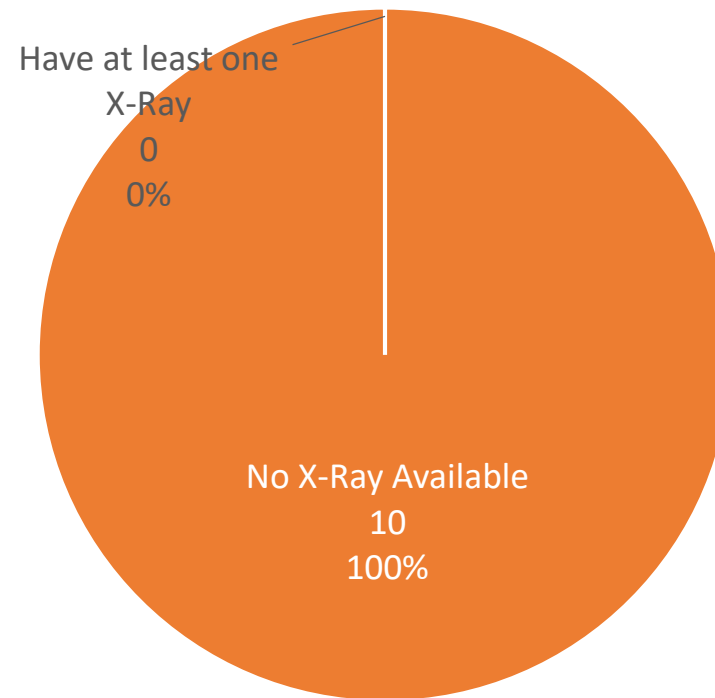
CHCO DATA COMPLETION REPORT

Number of Hips Enrolled by Cohort

<6 Registry	12
>11 Registry	2
6-8 Early Stage, MRI	0
6-8 Early Stage, Non-Surgical	2
6-8 Early Stage, Surgical	0
8-11 Early Stage, MRI	0
8-11 Early Stage, Non-Surgical	0
8-11 Early Stage, Surgical + 6 Months NWB	0
8-11 Early Stage, Surgical + 6 Weeks NWB	0
Late Stage	3
Overall Site Enrollment	19

2-Year Minimum AP X-Ray Availability (n=10)

Includes up through 5-year visit image uploads

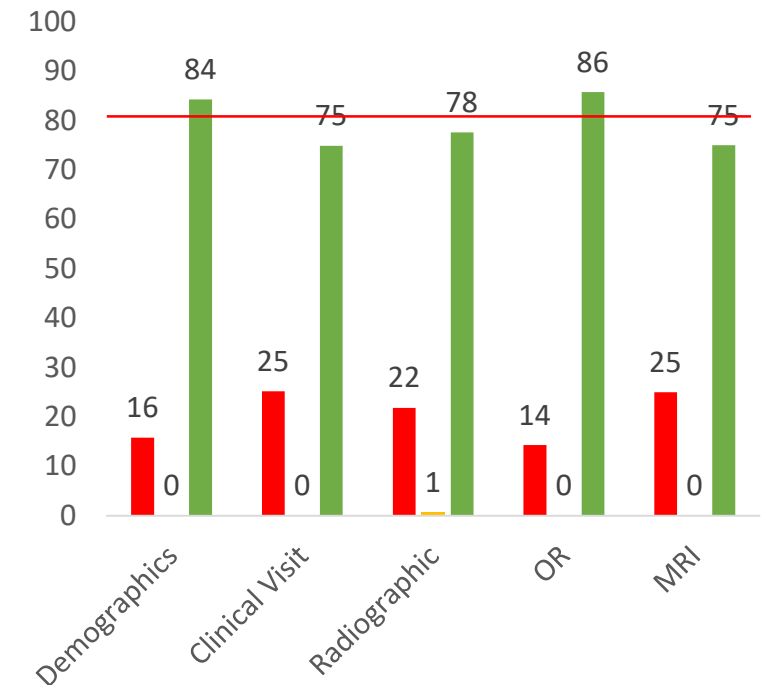


[Click to view list of participants missing AP X-ray](#)

Overall Data Completion Rate: **79.6%**

Data Entry (%) by Form Type

■ Incomplete ■ Unverified ■ Complete



Open, Unresponded Data Queries: **31**

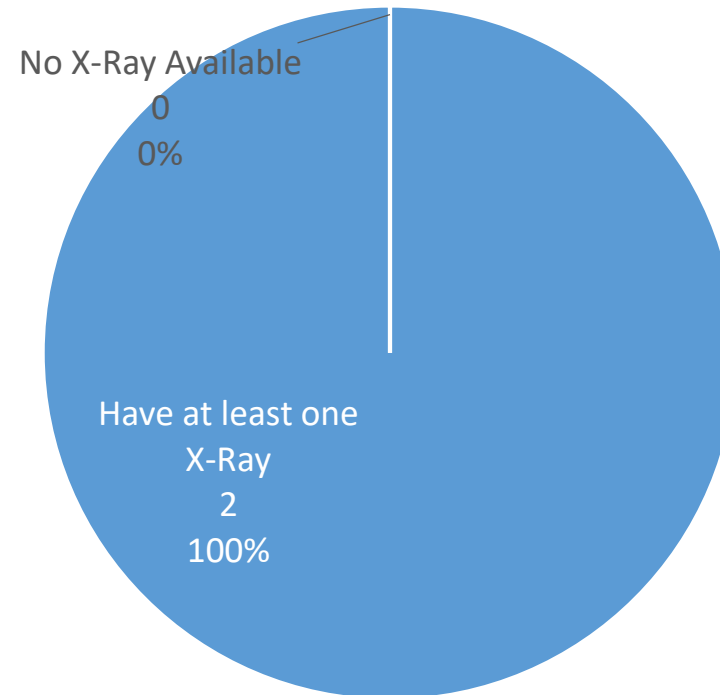
CHHB DATA COMPLETION REPORT

Number of Hips Enrolled by Cohort

<6 Registry	0
>11 Registry	0
6-8 Early Stage, MRI	0
6-8 Early Stage, Non-Surgical	0
6-8 Early Stage, Surgical	2
8-11 Early Stage, MRI	0
8-11 Early Stage, Non-Surgical	0
8-11 Early Stage, Surgical + 6 Months NWB	0
8-11 Early Stage, Surgical + 6 Weeks NWB	0
Late Stage	0
Overall Site Enrollment	2

2-Year Minimum AP X-Ray Availability (n=2)

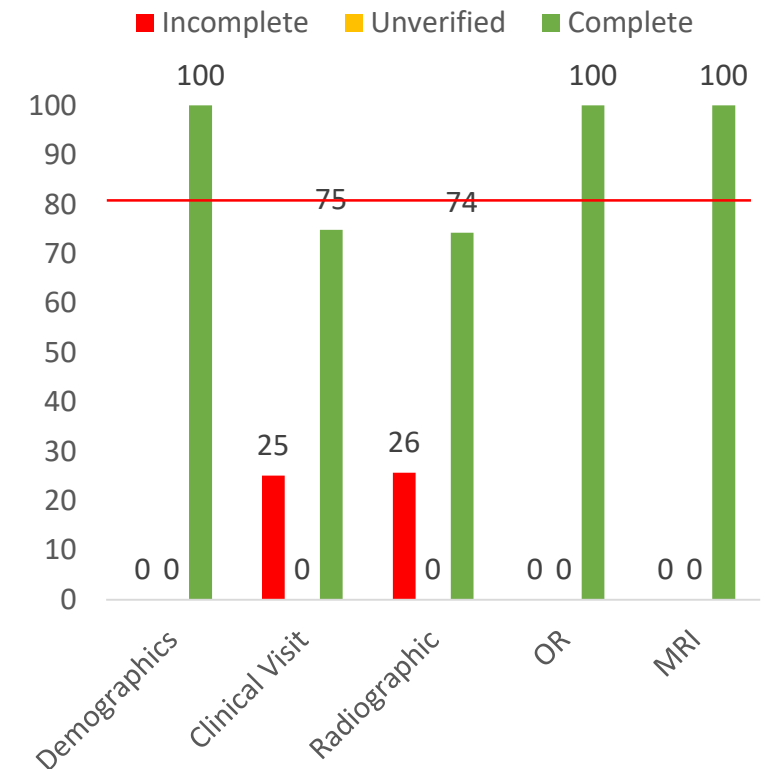
Includes up through 5-year visit image uploads



[Click to view list of participants missing AP X-ray](#)

Overall Data Completion Rate: 89.8%

Data Entry (%) by Form Type



Open, Unresponded Data Queries: 9

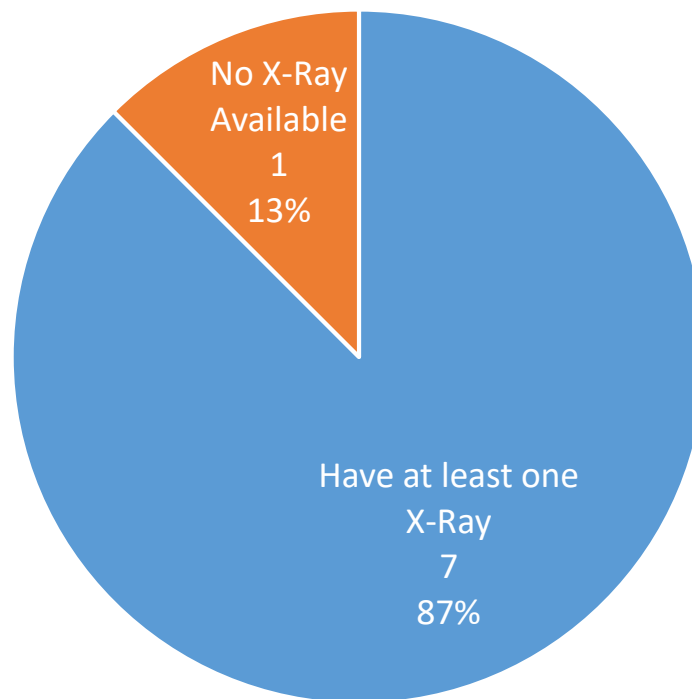
CHLA DATA COMPLETION REPORT

Number of Hips Enrolled by Cohort

<6 Registry	6
>11 Registry	1
6-8 Early Stage, MRI	1
6-8 Early Stage, Non-Surgical	0
6-8 Early Stage, Surgical	4
8-11 Early Stage, MRI	0
8-11 Early Stage, Non-Surgical	1
8-11 Early Stage, Surgical + 6 Months NWB	0
8-11 Early Stage, Surgical + 6 Weeks NWB	0
Late Stage	0
Overall Site Enrollment	13

2-Year Minimum AP X-Ray Availability (n=8)

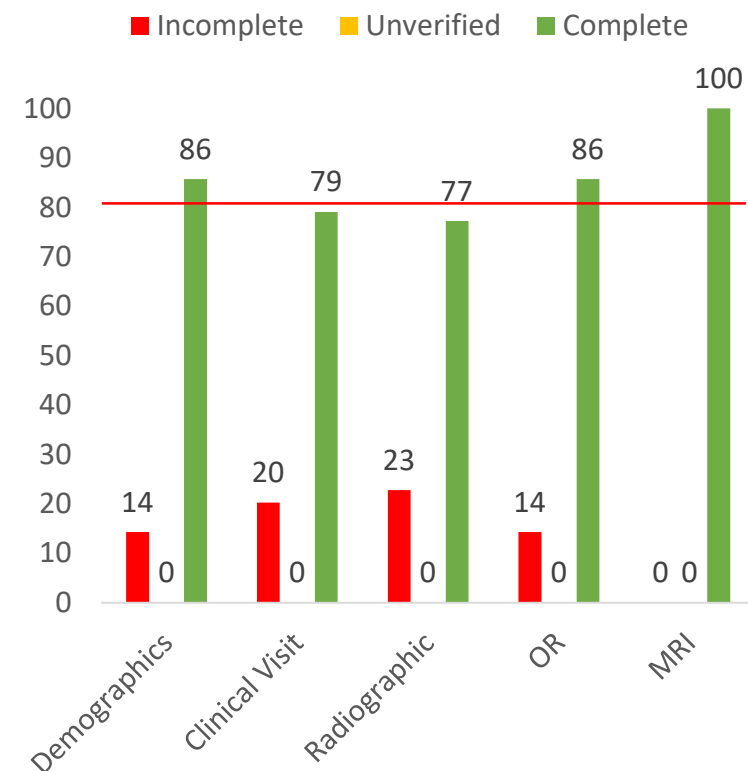
Includes up through 5-year visit image uploads



[Click to view list of participants missing AP X-ray](#)

Overall Data Completion Rate: **85.6%**

Data Entry (%) by Form Type



Open, Unresponded Data Queries: **13**

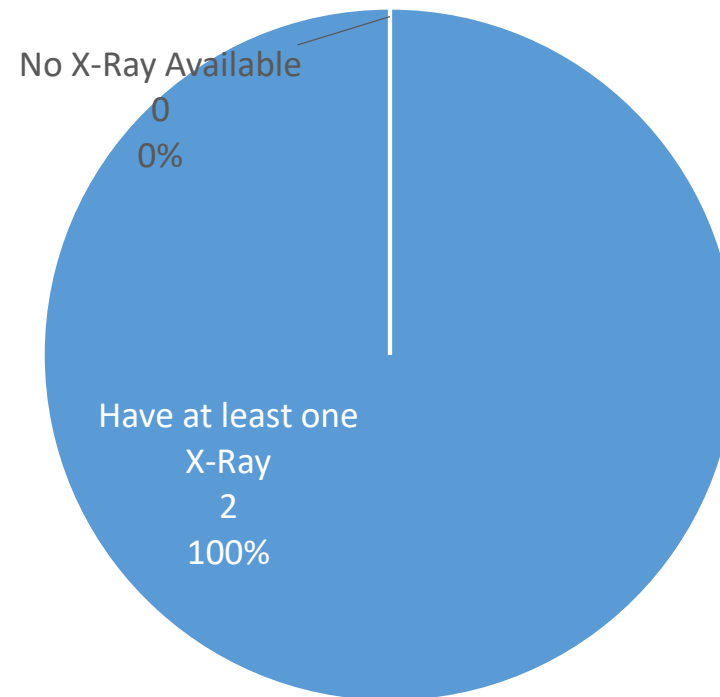
CHOA DATA COMPLETION REPORT

Number of Hips Enrolled by Cohort

<6 Registry	0
>11 Registry	1
6-8 Early Stage, MRI	0
6-8 Early Stage, Non-Surgical	0
6-8 Early Stage, Surgical	11
8-11 Early Stage, MRI	0
8-11 Early Stage, Non-Surgical	0
8-11 Early Stage, Surgical + 6 Months NWB	1
8-11 Early Stage, Surgical + 6 Weeks NWB	0
Late Stage	0
Overall Site Enrollment	13

2-Year Minimum AP X-Ray Availability (n=9)

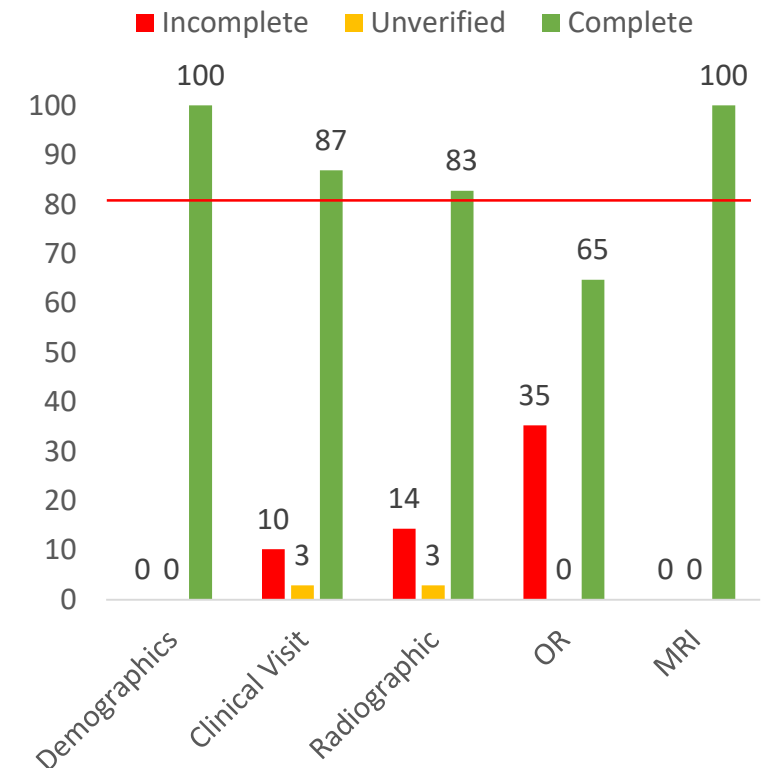
Includes up through 5-year visit image uploads



[Click to view list of participants missing AP X-ray](#)

Overall Data Completion Rate: **88%**

Data Entry (%) by Form Type



Open, Unresponded Data Queries: **12**

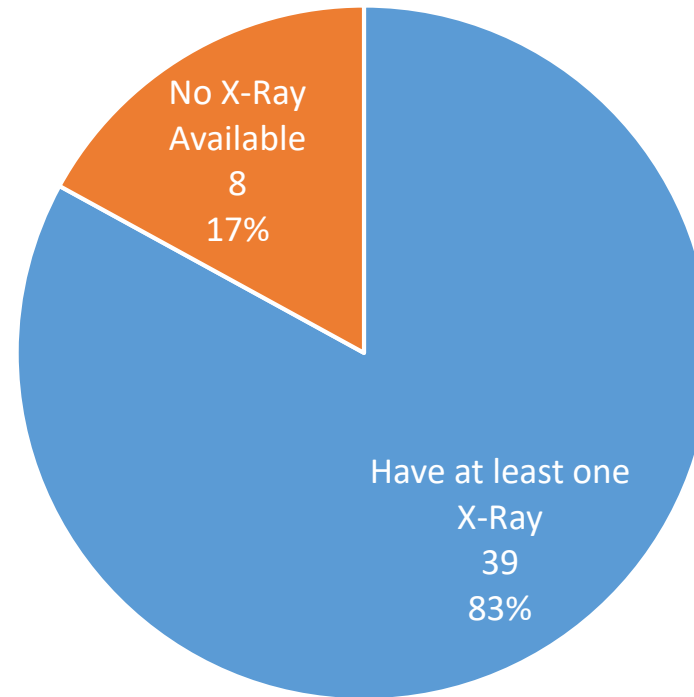
CHOP DATA COMPLETION REPORT

Number of Hips Enrolled by Cohort

<6 Registry	13
>11 Registry	1
6-8 Early Stage, MRI	2
6-8 Early Stage, Non-Surgical	2
6-8 Early Stage, Surgical	15
8-11 Early Stage, MRI	3
8-11 Early Stage, Non-Surgical	0
8-11 Early Stage, Surgical + 6 Months NWB	0
8-11 Early Stage, Surgical + 6 Weeks NWB	12
Late Stage	2
Overall Site Enrollment	50

2-Year Minimum AP X-Ray Availability (n=47)

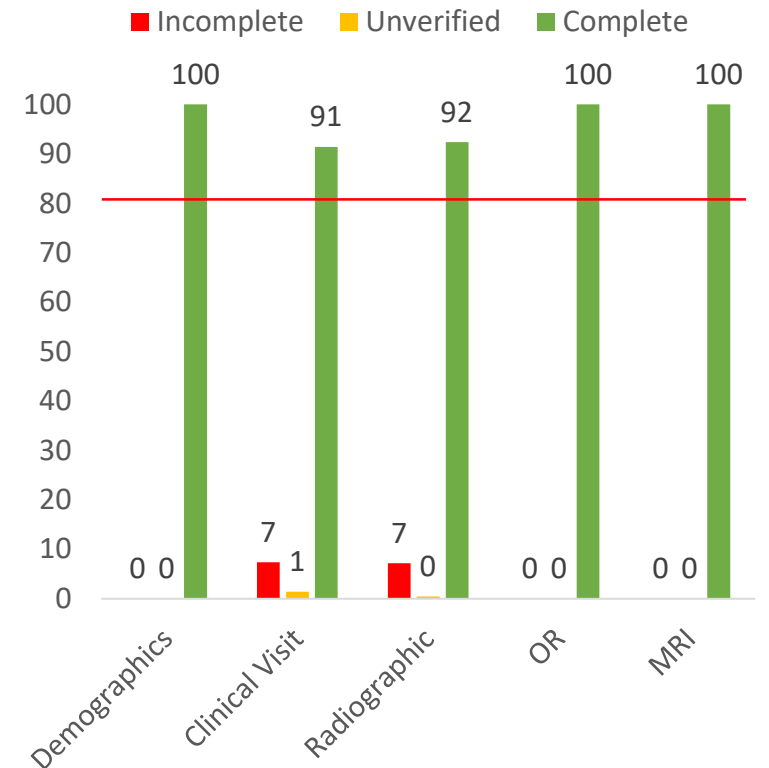
Includes up through 5-year visit image uploads



[Click to view list of participants missing AP X-ray](#)

Overall Data Completion Rate: **91.5%**

Data Entry (%) by Form Type



Open, Unresponded Data Queries: **37**

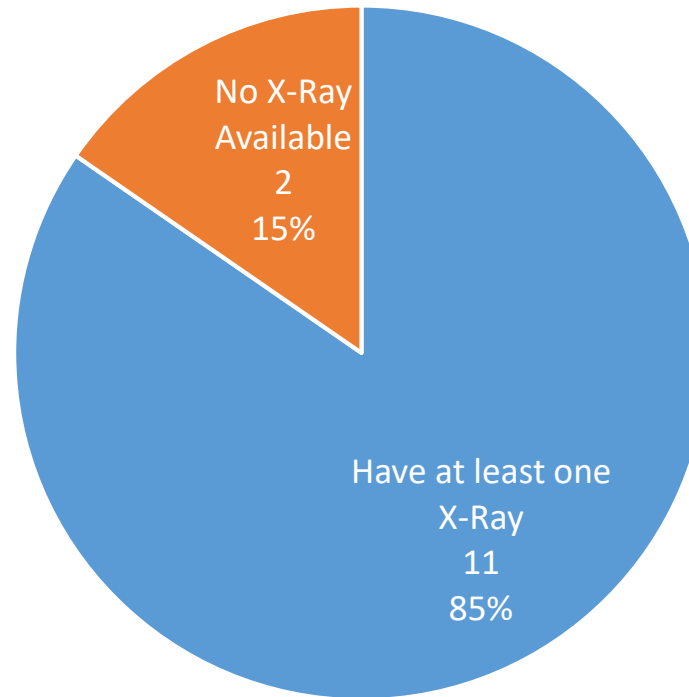
CNMC DATA COMPLETION REPORT

Number of Hips Enrolled by Cohort

<6 Registry	5
>11 Registry	0
6-8 Early Stage, MRI	0
6-8 Early Stage, Non-Surgical	2
6-8 Early Stage, Surgical	4
8-11 Early Stage, MRI	0
8-11 Early Stage, Non-Surgical	0
8-11 Early Stage, Surgical + 6 Months NWB	0
8-11 Early Stage, Surgical + 6 Weeks NWB	5
Late Stage	0
Overall Site Enrollment	16

2-Year Minimum AP X-Ray Availability (n=13)

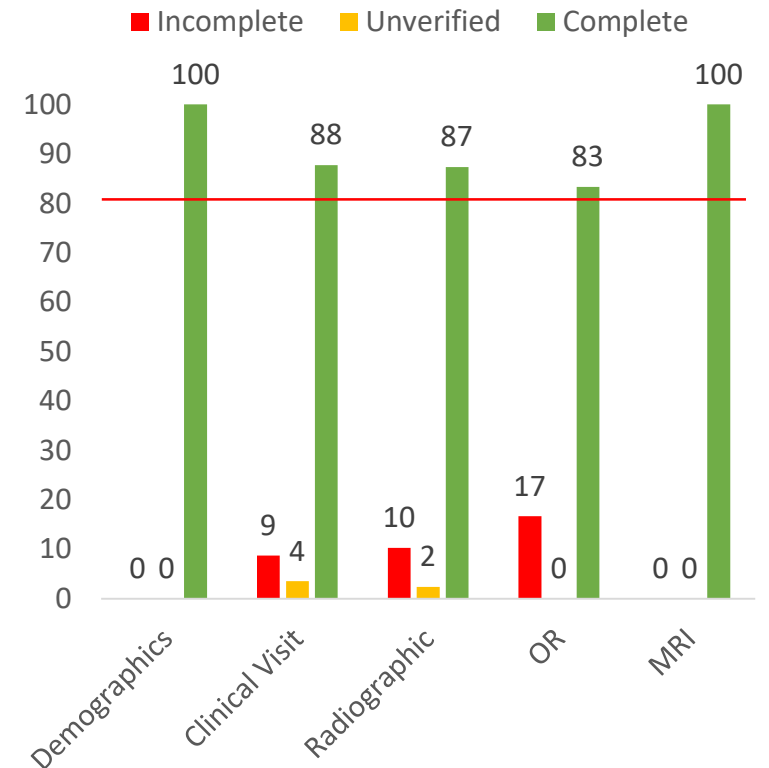
Includes up through 5-year visit image uploads



[Click to view list of participants missing AP X-ray](#)

Overall Data Completion Rate: **97.1%**

Data Entry (%) by Form Type



Open, Unresponded Data Queries: **0**

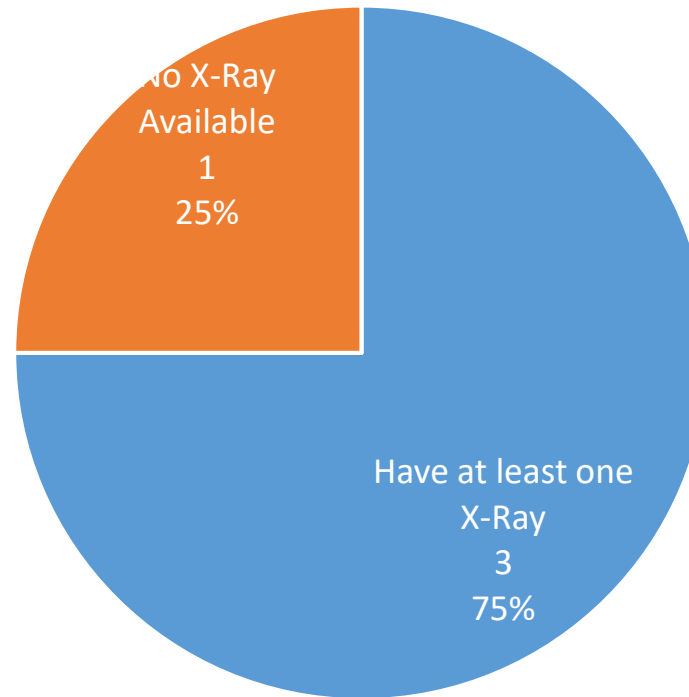
DPHC DATA COMPLETION REPORT

Number of Hips Enrolled by Cohort

<6 Registry	6
>11 Registry	0
6-8 Early Stage, MRI	1
6-8 Early Stage, Non-Surgical	0
6-8 Early Stage, Surgical	0
8-11 Early Stage, MRI	1
8-11 Early Stage, Non-Surgical	0
8-11 Early Stage, Surgical + 6 Months NWB	0
8-11 Early Stage, Surgical + 6 Weeks NWB	0
Late Stage	1
Overall Site Enrollment	9

2-Year Minimum AP X-Ray Availability (n=4)

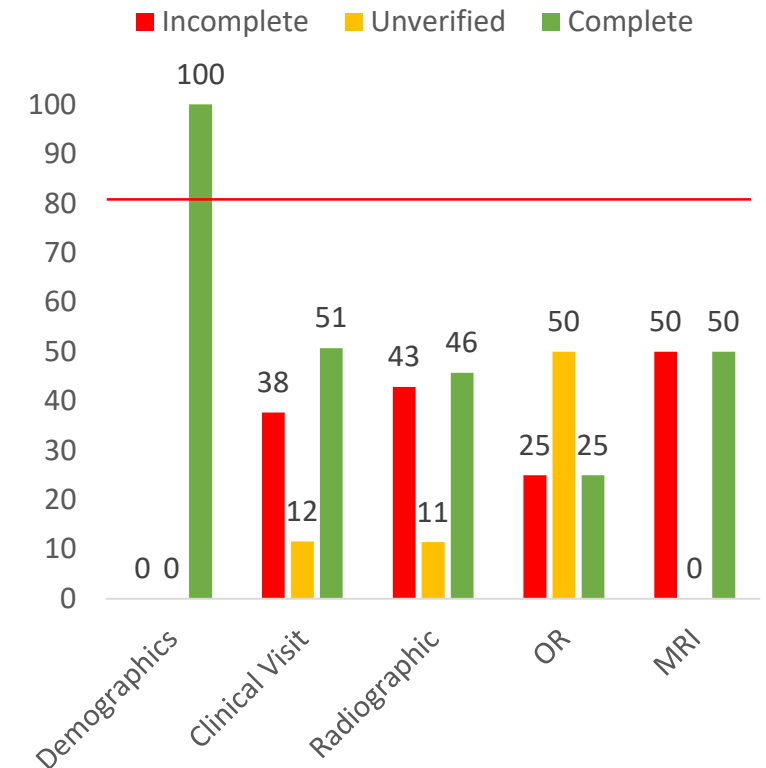
Includes up through 5-year visit image uploads



[Click to view list of participants missing AP X-ray](#)

Overall Data Completion Rate: **68.9%**

Data Entry (%) by Form Type



Open, Unresponded Data Queries: **11**

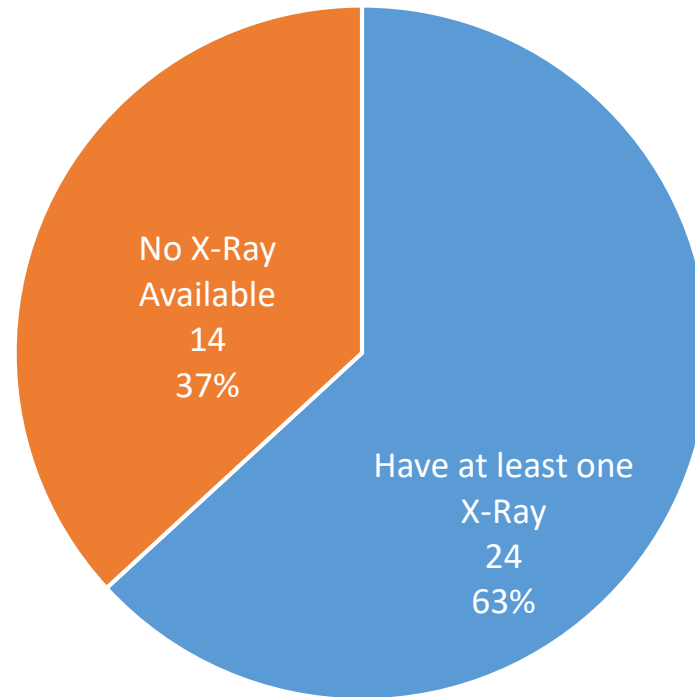
GCSH DATA COMPLETION REPORT

Number of Hips Enrolled by Cohort

<6 Registry	24
>11 Registry	2
6-8 Early Stage, MRI	4
6-8 Early Stage, Non-Surgical	2
6-8 Early Stage, Surgical	15
8-11 Early Stage, MRI	4
8-11 Early Stage, Non-Surgical	0
8-11 Early Stage, Surgical + 6 Months NWB	2
8-11 Early Stage, Surgical + 6 Weeks NWB	6
Late Stage	0
Overall Site Enrollment	59

2-Year Minimum AP X-Ray Availability (n=38)

Includes up through 5-year visit image uploads

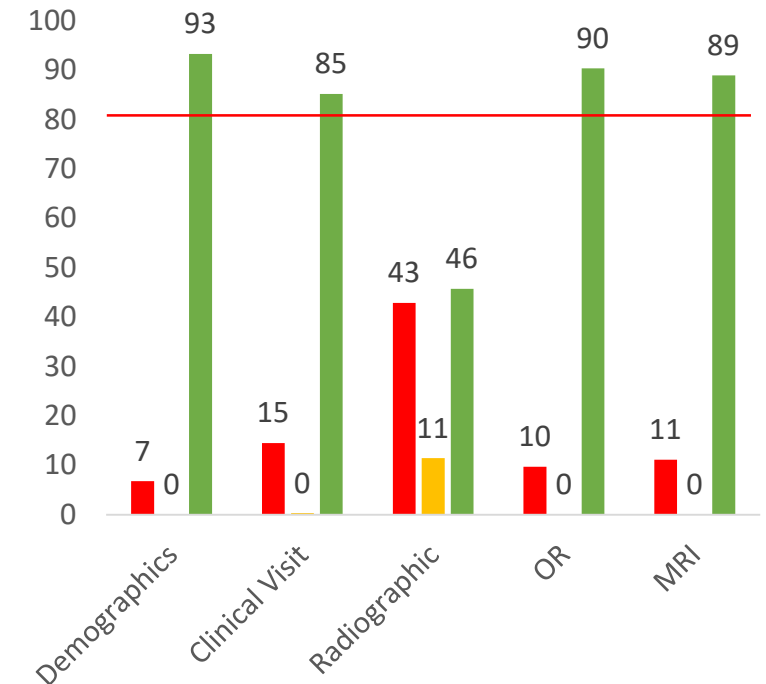


[Click to view list of participants missing AP X-ray](#)

Overall Data Completion Rate: **83%**

Data Entry (%) by Form Type

■ Incomplete ■ Unverified ■ Complete



Open, Unresponded Data Queries: **30**

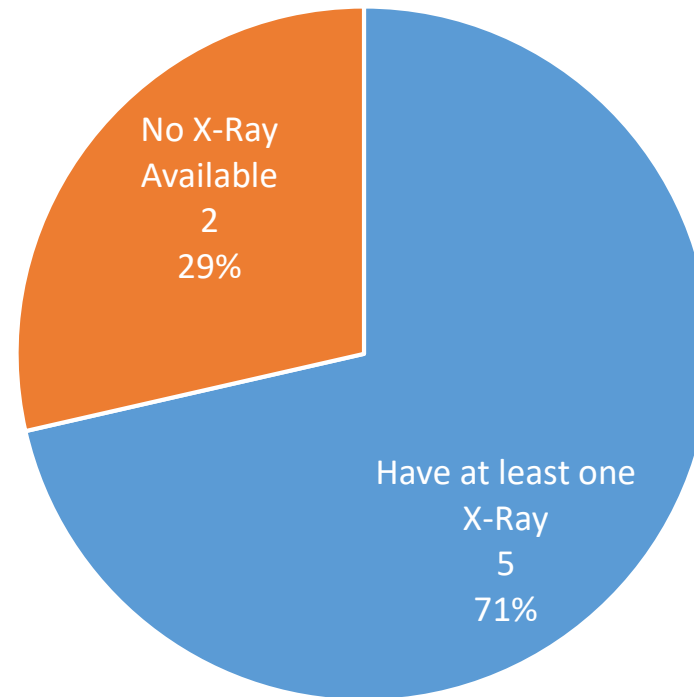
HAMB DATA COMPLETION REPORT

Number of Hips Enrolled by Cohort

<6 Registry	0
>11 Registry	0
6-8 Early Stage, MRI	0
6-8 Early Stage, Non-Surgical	0
6-8 Early Stage, Surgical	4
8-11 Early Stage, MRI	0
8-11 Early Stage, Non-Surgical	0
8-11 Early Stage, Surgical + 6 Months NWB	3
8-11 Early Stage, Surgical + 6 Weeks NWB	0
Late Stage	0
Overall Site Enrollment	7

2-Year Minimum AP X-Ray Availability (n=7)

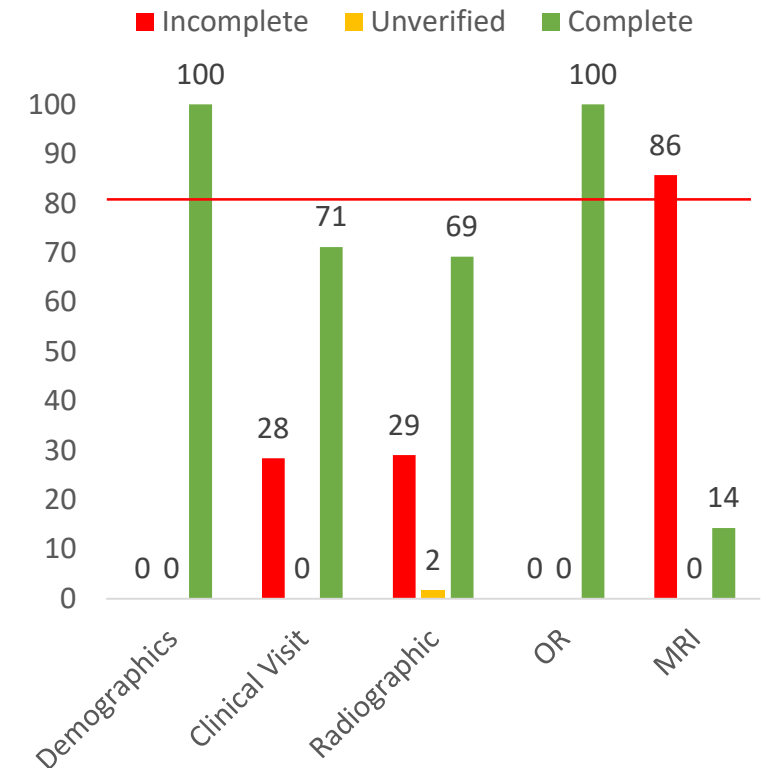
Includes up through 5-year visit image uploads



[Click to view list of participants missing AP X-ray](#)

Overall Data Completion Rate: **71.3%**

Data Entry (%) by Form Type



Open, Unresponded Data Queries: **15**

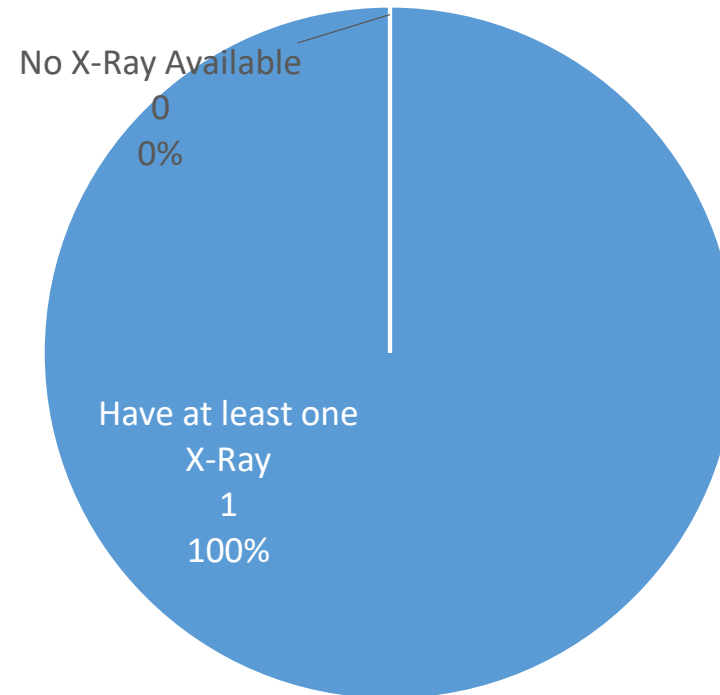
HUNJ DATA COMPLETION REPORT

Number of Hips Enrolled by Cohort

<6 Registry	0
>11 Registry	1
6-8 Early Stage, MRI	0
6-8 Early Stage, Non-Surgical	0
6-8 Early Stage, Surgical	0
8-11 Early Stage, MRI	0
8-11 Early Stage, Non-Surgical	0
8-11 Early Stage, Surgical + 6 Months NWB	1
8-11 Early Stage, Surgical + 6 Weeks NWB	1
Late Stage	0
Overall Site Enrollment	3

2-Year Minimum AP X-Ray Availability (n=1)

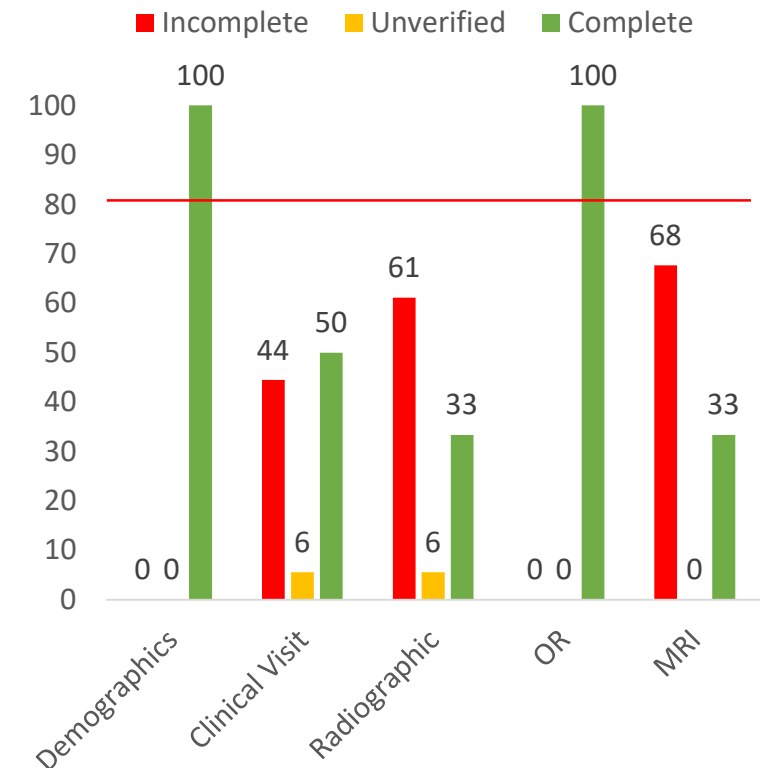
Includes up through 5-year visit image uploads



[Click to view list of participants missing AP X-ray](#)

Overall Data Completion Rate: **65.6%**

Data Entry (%) by Form Type



Open, Unresponded Data Queries: **6**

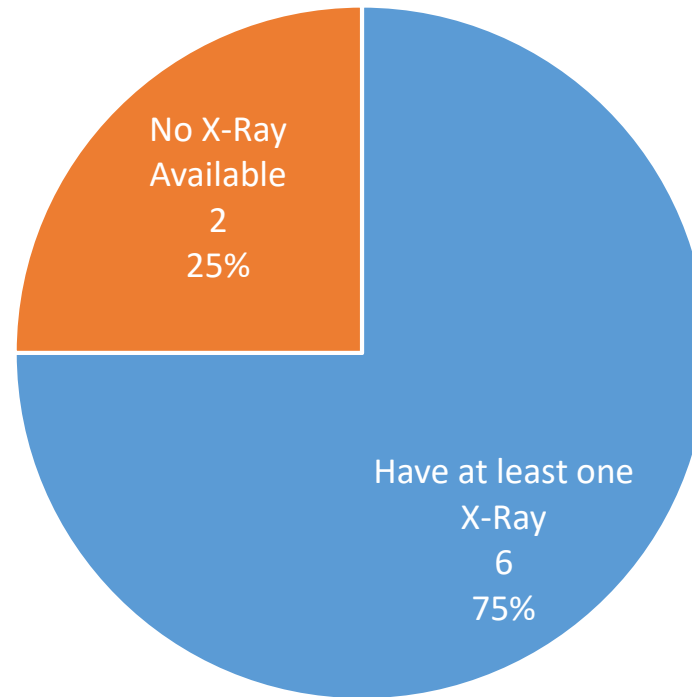
JHMD DATA COMPLETION REPORT

Number of Hips Enrolled by Cohort

<6 Registry	5
>11 Registry	0
6-8 Early Stage, MRI	0
6-8 Early Stage, Non-Surgical	0
6-8 Early Stage, Surgical	3
8-11 Early Stage, MRI	0
8-11 Early Stage, Non-Surgical	0
8-11 Early Stage, Surgical + 6 Months NWB	0
8-11 Early Stage, Surgical + 6 Weeks NWB	1
Late Stage	0
Overall Site Enrollment	9

2-Year Minimum AP X-Ray Availability (n=8)

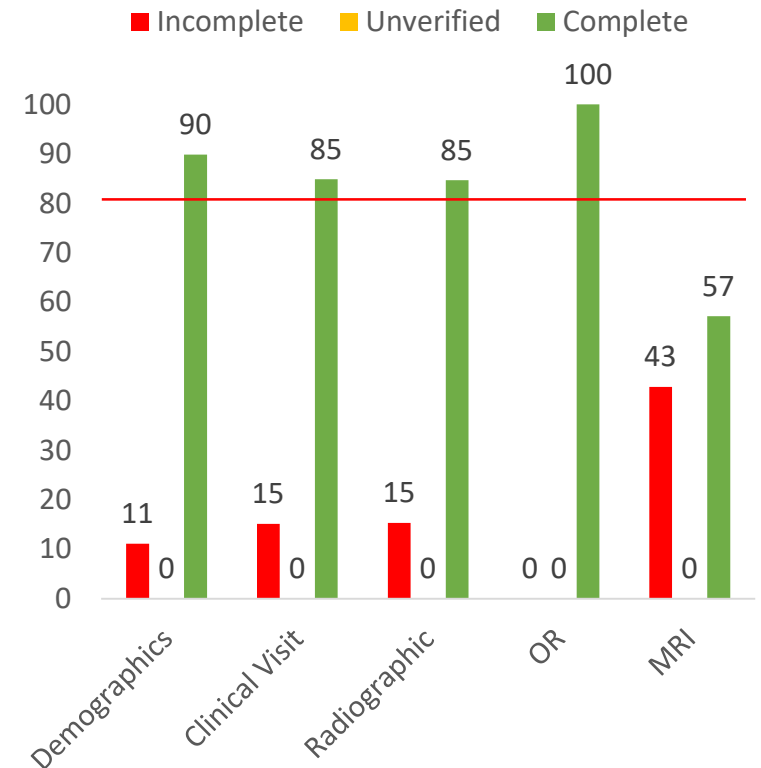
Includes up through 5-year visit image uploads



[Click to view list of participants missing AP X-ray](#)

Overall Data Completion Rate: **83.3%**

Data Entry (%) by Form Type



Open, Unresponded Data Queries: **4**

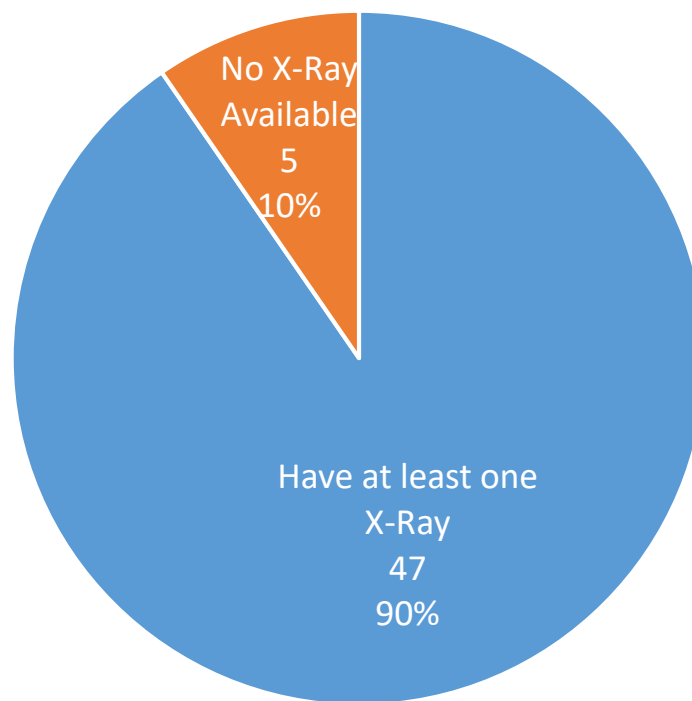
KMCH DATA COMPLETION REPORT

Number of Hips Enrolled by Cohort

<6 Registry	0
>11 Registry	0
6-8 Early Stage, MRI	0
6-8 Early Stage, Non-Surgical	1
6-8 Early Stage, Surgical	26
8-11 Early Stage, MRI	1
8-11 Early Stage, Non-Surgical	0
8-11 Early Stage, Surgical + 6 Months NWB	25
8-11 Early Stage, Surgical + 6 Weeks NWB	0
Late Stage	0
Overall Site Enrollment	53

2-Year Minimum AP X-Ray Availability (n=47)

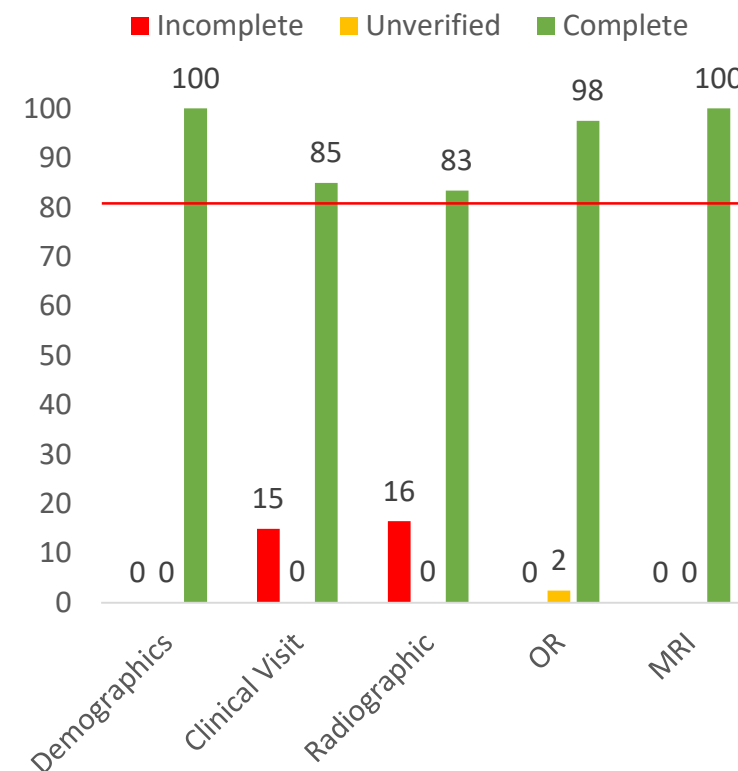
Includes up through 5-year visit image uploads



[Click to view list of participants missing AP X-ray](#)

Overall Data Completion Rate: **93.7%**

Data Entry (%) by Form Type



Open, Unresponded Data Queries: **1**

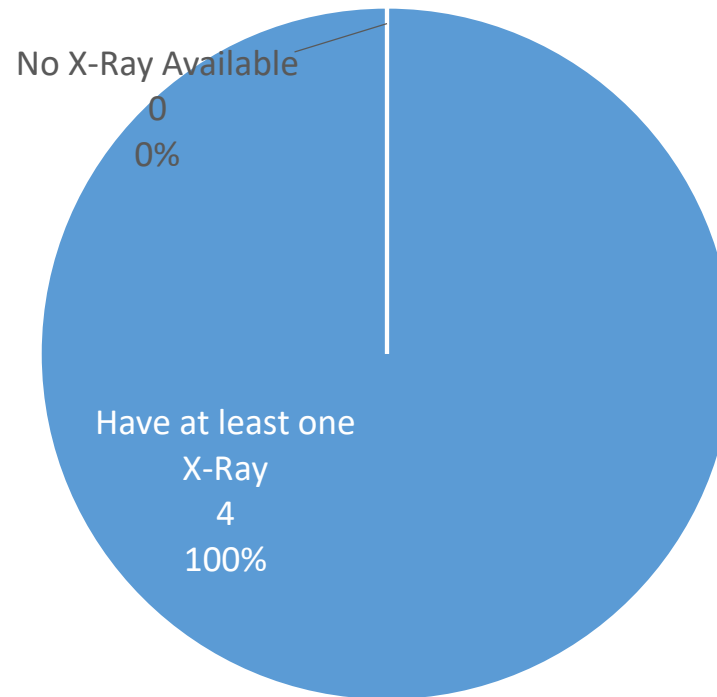
KPLA DATA COMPLETION REPORT

Number of Hips Enrolled by Cohort

<6 Registry	5
>11 Registry	0
6-8 Early Stage, MRI	1
6-8 Early Stage, Non-Surgical	0
6-8 Early Stage, Surgical	0
8-11 Early Stage, MRI	0
8-11 Early Stage, Non-Surgical	1
8-11 Early Stage, Surgical + 6 Months NWB	0
8-11 Early Stage, Surgical + 6 Weeks NWB	1
Late Stage	0
Overall Site Enrollment	8

2-Year Minimum AP X-Ray Availability (n=4)

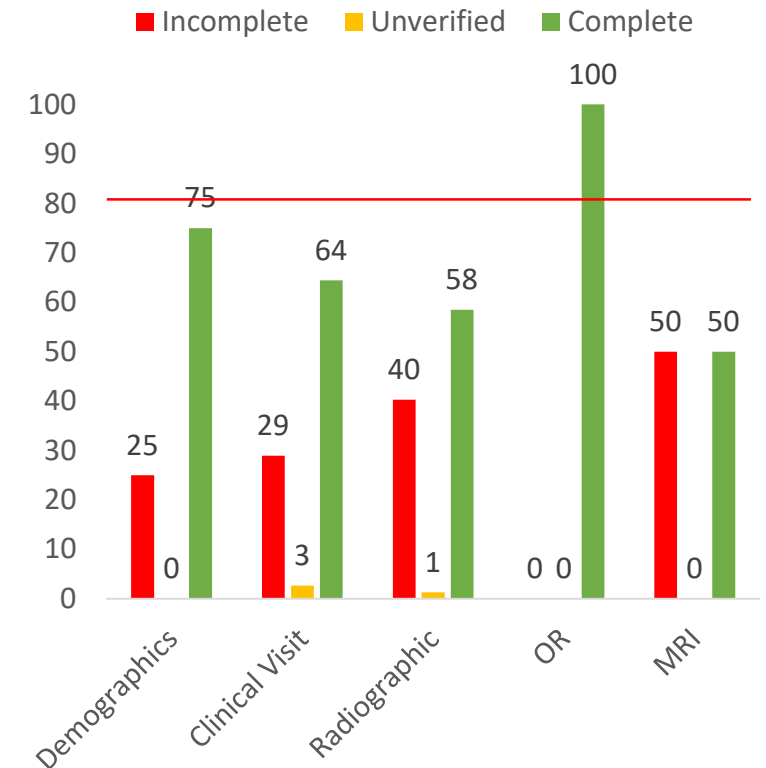
Includes up through 5-year visit image uploads



[Click to view list of participants missing AP X-ray](#)

Overall Data Completion Rate: **70.4%**

Data Entry (%) by Form Type



Open, Unresponded Data Queries: **14**

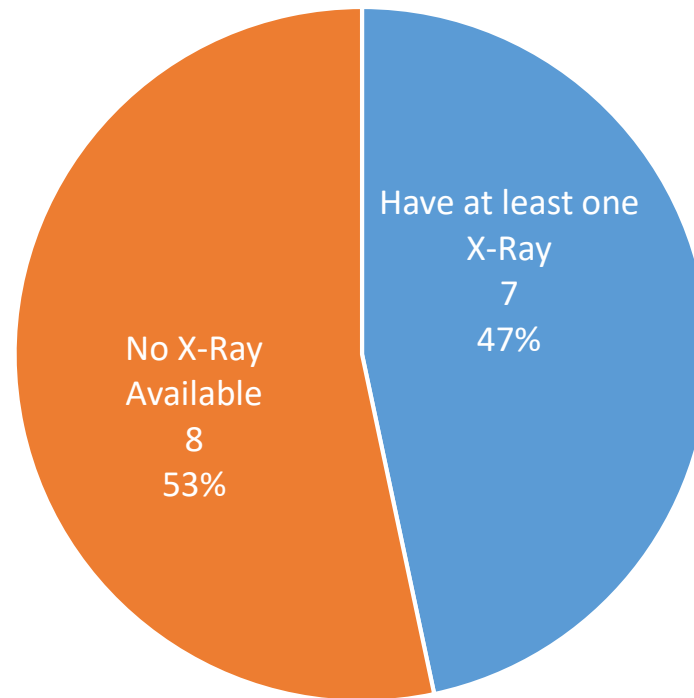
LCCH DATA COMPLETION REPORT

Number of Hips Enrolled by Cohort

<6 Registry	5
>11 Registry	0
6-8 Early Stage, MRI	0
6-8 Early Stage, Non-Surgical	2
6-8 Early Stage, Surgical	6
8-11 Early Stage, MRI	0
8-11 Early Stage, Non-Surgical	2
8-11 Early Stage, Surgical + 6 Months NWB	0
8-11 Early Stage, Surgical + 6 Weeks NWB	2
Late Stage	0
Overall Site Enrollment	17

2-Year Minimum AP X-Ray Availability (n=15)

Includes up through 5-year visit image uploads

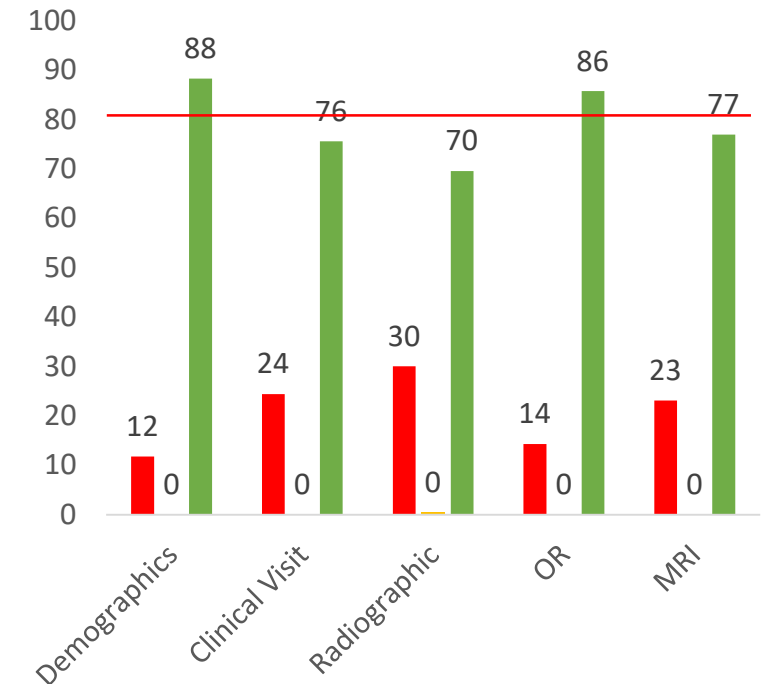


[Click to view list of participants missing AP X-ray](#)

Overall Data Completion Rate: **79.3%**

Data Entry (%) by Form Type

■ Incomplete ■ Unverified ■ Complete



Open, Unresponded Data Queries: **15**

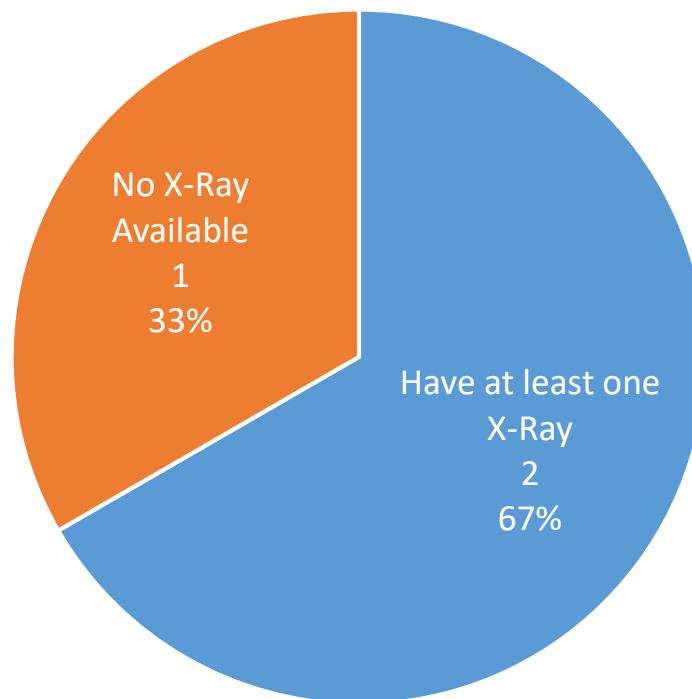
MFNY DATA COMPLETION REPORT

Number of Hips Enrolled by Cohort

<6 Registry	2
>11 Registry	0
6-8 Early Stage, MRI	0
6-8 Early Stage, Non-Surgical	0
6-8 Early Stage, Surgical	1
8-11 Early Stage, MRI	0
8-11 Early Stage, Non-Surgical	0
8-11 Early Stage, Surgical + 6 Months NWB	0
8-11 Early Stage, Surgical + 6 Weeks NWB	1
Late Stage	0
Overall Site Enrollment	4

2-Year Minimum AP X-Ray Availability (n=3)

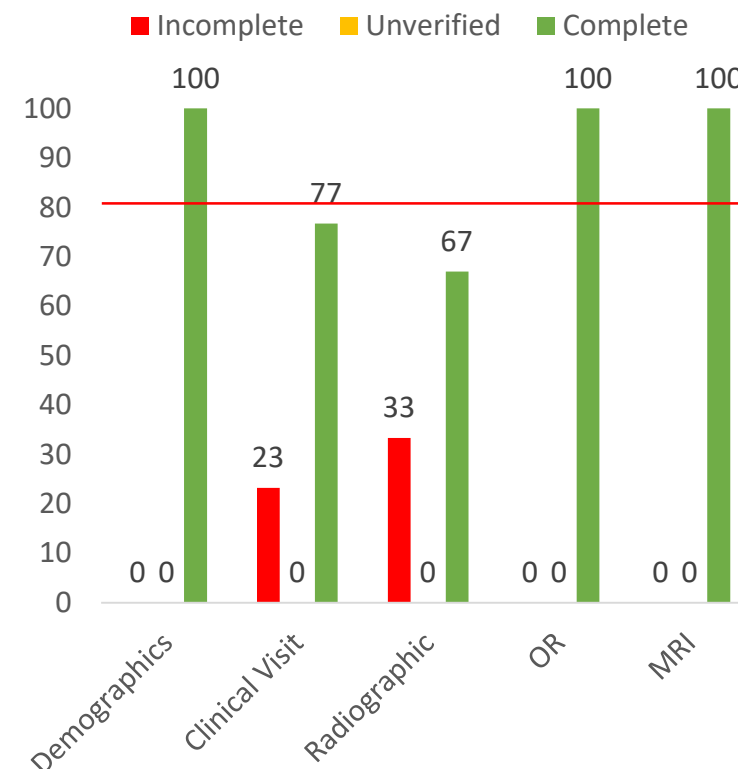
Includes up through 5-year visit image uploads



[Click to view list of participants missing AP X-ray](#)

Overall Data Completion Rate: **88.7%**

Data Entry (%) by Form Type



Open, Unresponded Data Queries: **8**

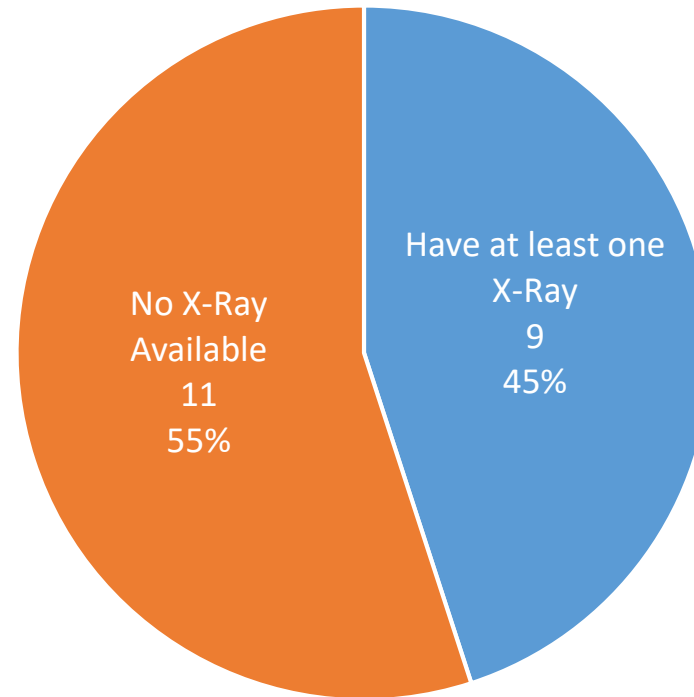
NWCH DATA COMPLETION REPORT

Number of Hips Enrolled by Cohort

<6 Registry	5
>11 Registry	1
6-8 Early Stage, MRI	0
6-8 Early Stage, Non-Surgical	2
6-8 Early Stage, Surgical	5
8-11 Early Stage, MRI	2
8-11 Early Stage, Non-Surgical	0
8-11 Early Stage, Surgical + 6 Months NWB	0
8-11 Early Stage, Surgical + 6 Weeks NWB	5
Late Stage	0
Overall Site Enrollment	20

2-Year Minimum AP X-Ray Availability (n=20)

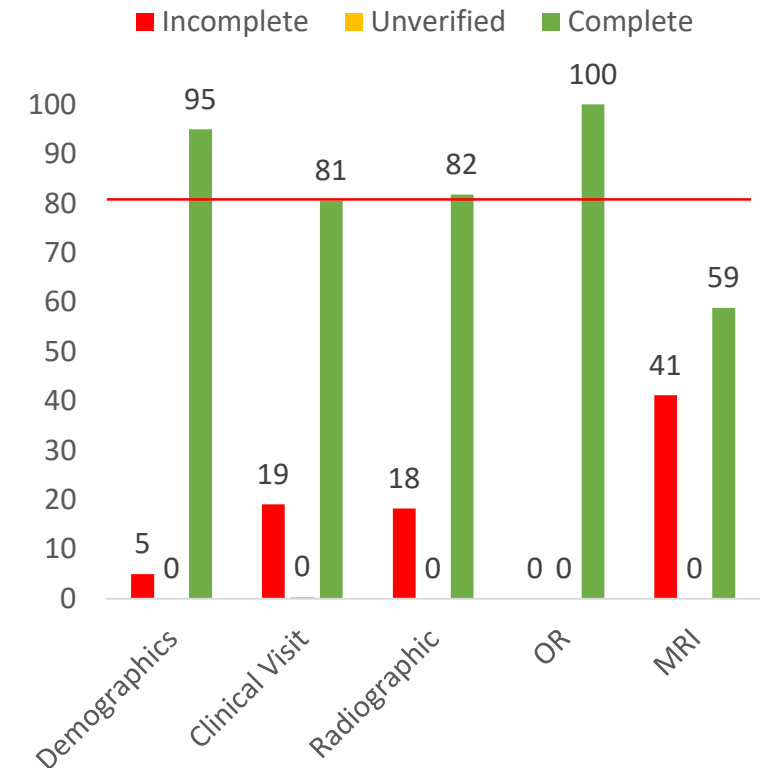
Includes up through 5-year visit image uploads



[Click to view list of participants missing AP X-ray](#)

Overall Data Completion Rate: **83.3%**

Data Entry (%) by Form Type



Open, Unresponded Data Queries: **23**

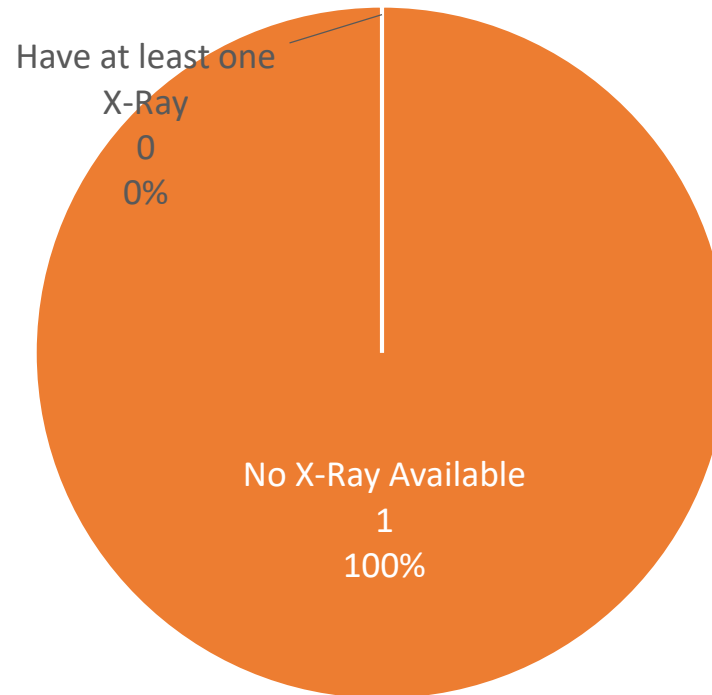
NYUL DATA COMPLETION REPORT

Number of Hips Enrolled by Cohort

<6 Registry	0
>11 Registry	0
6-8 Early Stage, MRI	1
6-8 Early Stage, Non-Surgical	0
6-8 Early Stage, Surgical	0
8-11 Early Stage, MRI	0
8-11 Early Stage, Non-Surgical	0
8-11 Early Stage, Surgical + 6 Months NWB	0
8-11 Early Stage, Surgical + 6 Weeks NWB	0
Late Stage	0
Overall Site Enrollment	1

2-Year Minimum AP X-Ray Availability (n=1)

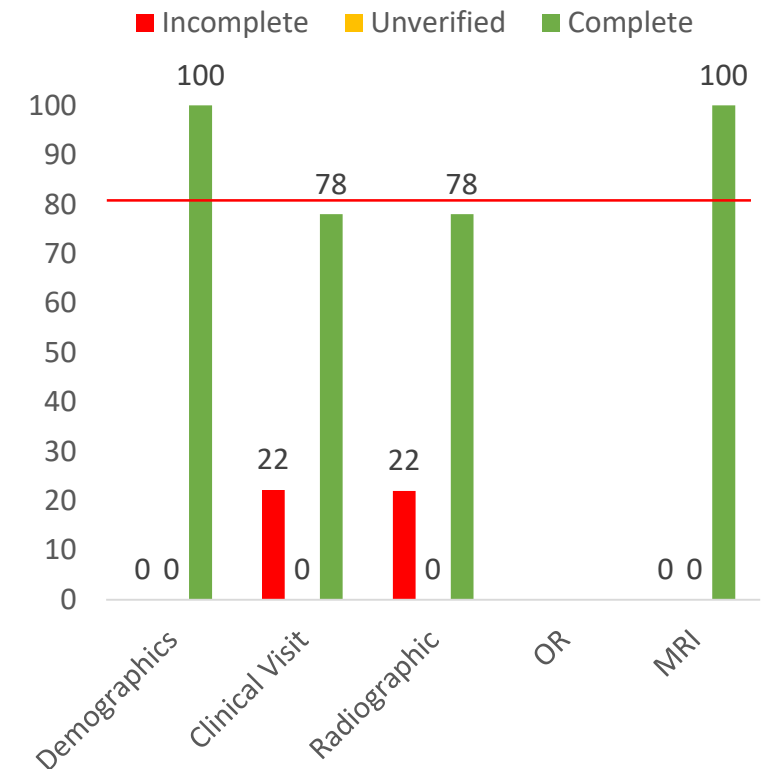
Includes up through 5-year visit image uploads



[Click to view list of participants missing AP X-ray](#)

Overall Data Completion Rate: 89%

Data Entry (%) by Form Type



Open, Unresponded Data Queries: 0

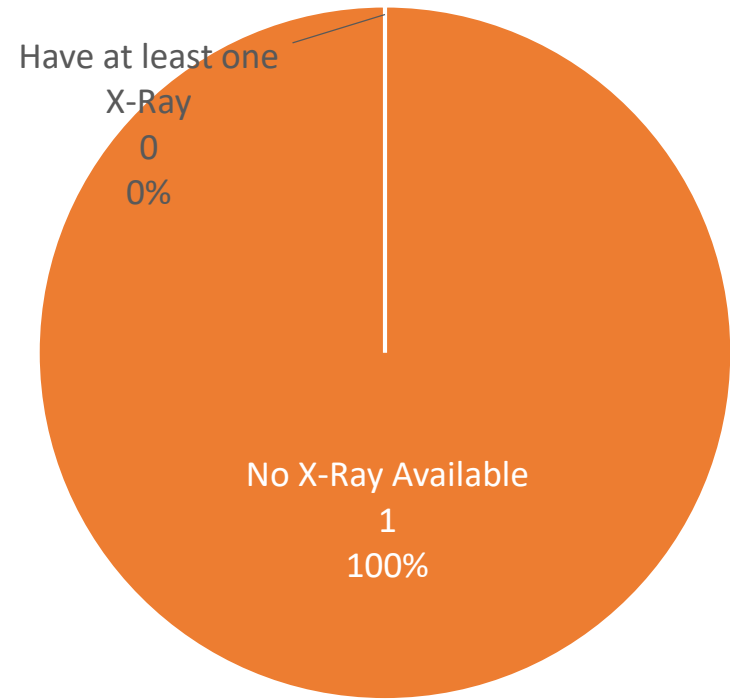
OAPH DATA COMPLETION REPORT

Number of Hips Enrolled by Cohort

<6 Registry	0
>11 Registry	0
6-8 Early Stage, MRI	0
6-8 Early Stage, Non-Surgical	0
6-8 Early Stage, Surgical	0
8-11 Early Stage, MRI	0
8-11 Early Stage, Non-Surgical	0
8-11 Early Stage, Surgical + 6 Months NWB	0
8-11 Early Stage, Surgical + 6 Weeks NWB	1
Late Stage	0
Overall Site Enrollment	1

2-Year Minimum AP X-Ray Availability (n=1)

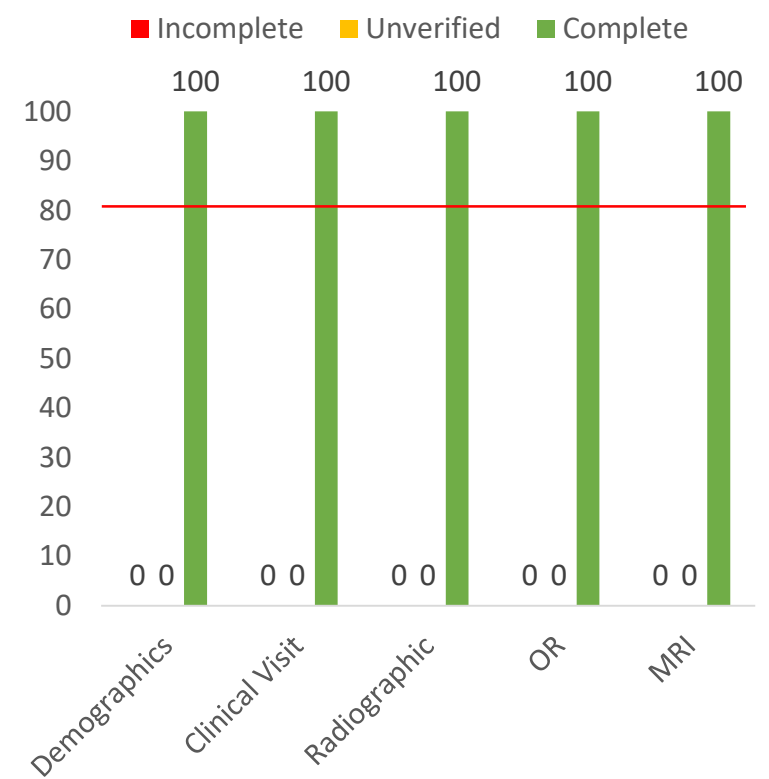
Includes up through 5-year visit image uploads



[Click to view list of participants missing AP X-ray](#)

Overall Data Completion Rate: 100%

Data Entry (%) by Form Type



Open, Unresponded Data Queries: 0

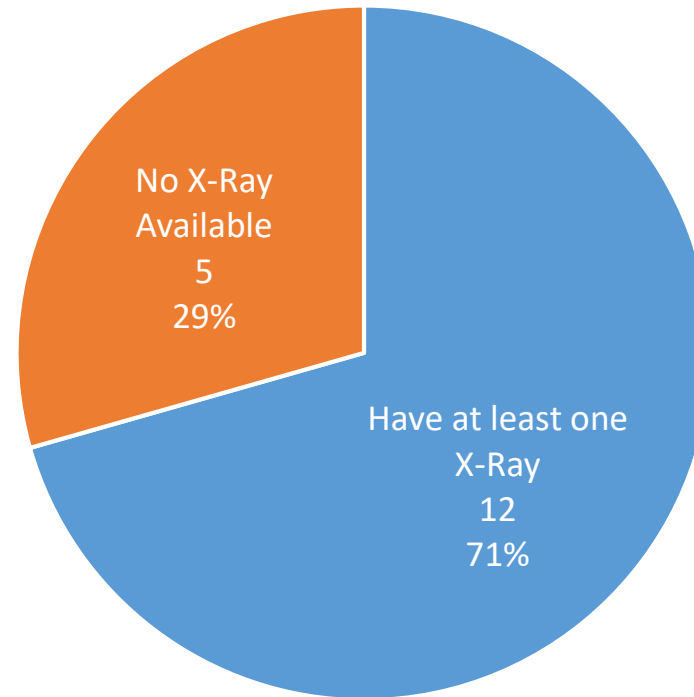
OCRI DATA COMPLETION REPORT

Number of Hips Enrolled by Cohort

<6 Registry	10
>11 Registry	3
6-8 Early Stage, MRI	1
6-8 Early Stage, Non-Surgical	4
6-8 Early Stage, Surgical	1
8-11 Early Stage, MRI	0
8-11 Early Stage, Non-Surgical	2
8-11 Early Stage, Surgical + 6 Months NWB	0
8-11 Early Stage, Surgical + 6 Weeks NWB	1
Late Stage	3
Overall Site Enrollment	25

2-Year Minimum AP X-Ray Availability (n=17)

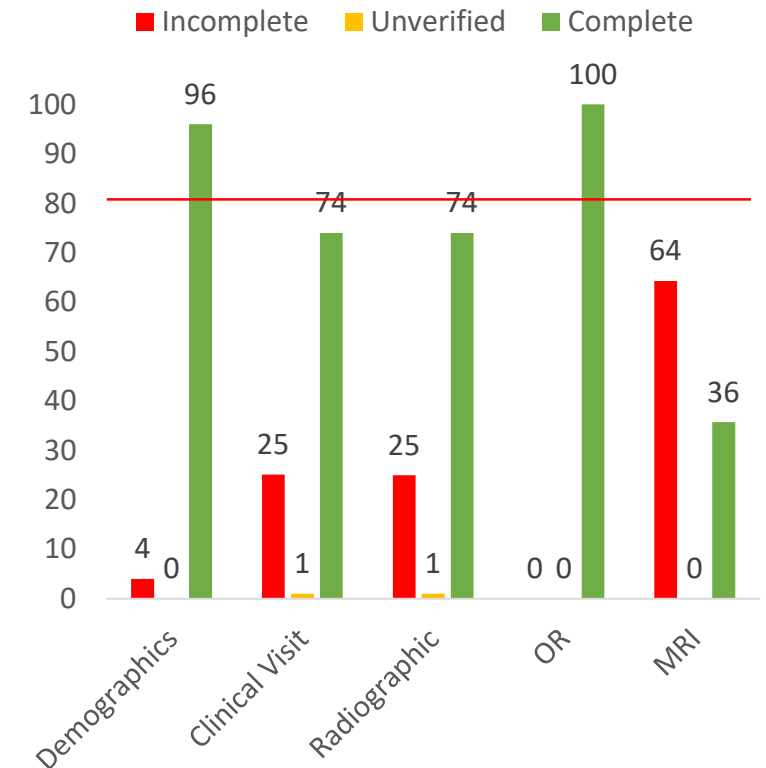
Includes up through 5-year visit image uploads



[Click to view list of participants missing AP X-ray](#)

Overall Data Completion Rate: **76.3%**

Data Entry (%) by Form Type



Open, Unresponded Data Queries: **31**

OHSU DATA COMPLETION REPORT

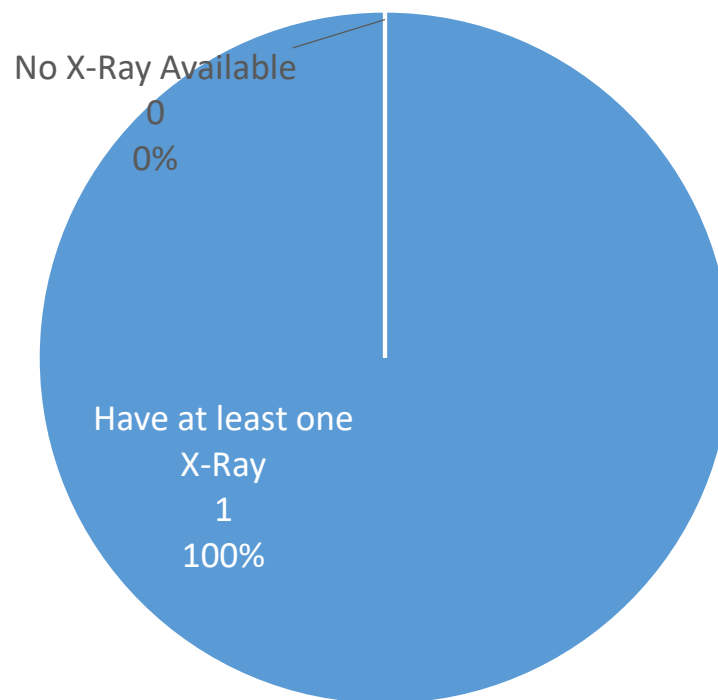
Number of Hips Enrolled by Cohort

<6 Registry	2
>11 Registry	1
6-8 Early Stage, MRI	0
6-8 Early Stage, Non-Surgical	0
6-8 Early Stage, Surgical	0
8-11 Early Stage, MRI	0
8-11 Early Stage, Non-Surgical	0
8-11 Early Stage, Surgical + 6 Months NWB	0
8-11 Early Stage, Surgical + 6 Weeks NWB	1
Late Stage	0
Overall Site Enrollment	4

2-Year Minimum AP

X-Ray Availability (n=1)

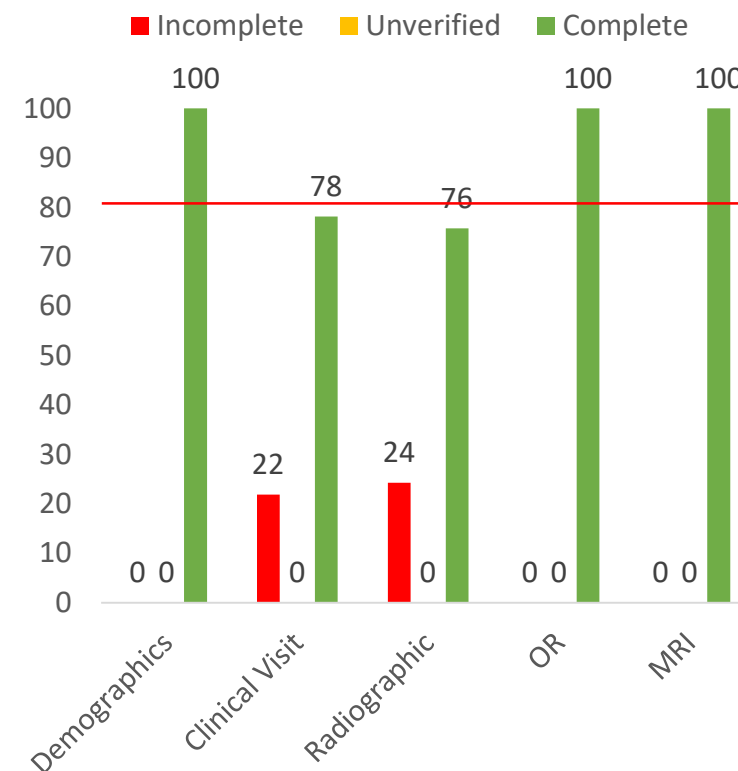
Includes up through 5-year visit image uploads



[Click to view list of participants missing AP X-ray](#)

Overall Data Completion Rate: 90.8%

Data Entry (%) by Form Type



Open, Unresponded Data Queries: 3

RCHC DATA COMPLETION REPORT

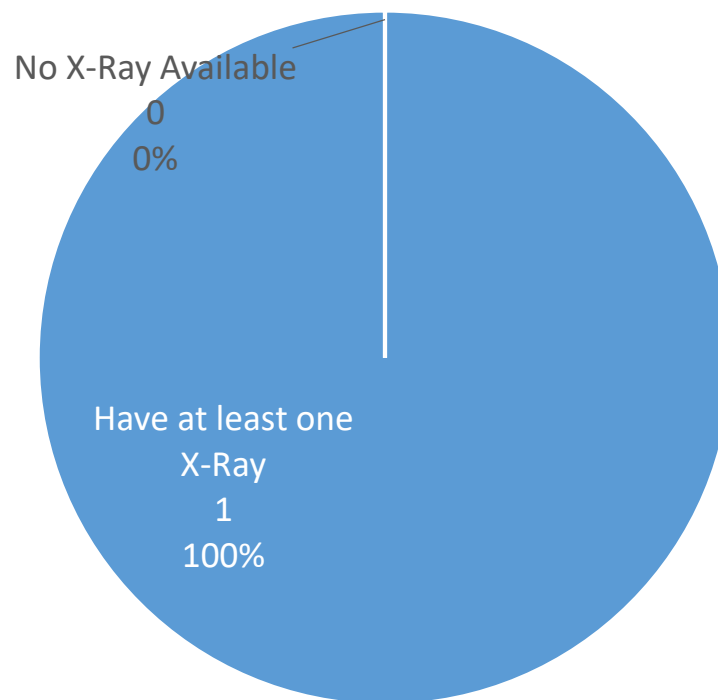
Number of Hips Enrolled by Cohort

<6 Registry	3
>11 Registry	1
6-8 Early Stage, MRI	1
6-8 Early Stage, Non-Surgical	1
6-8 Early Stage, Surgical	0
8-11 Early Stage, MRI	0
8-11 Early Stage, Non-Surgical	0
8-11 Early Stage, Surgical + 6 Months NWB	0
8-11 Early Stage, Surgical + 6 Weeks NWB	0
Late Stage	1
Overall Site Enrollment	7

2-Year Minimum AP

X-Ray Availability (n=1)

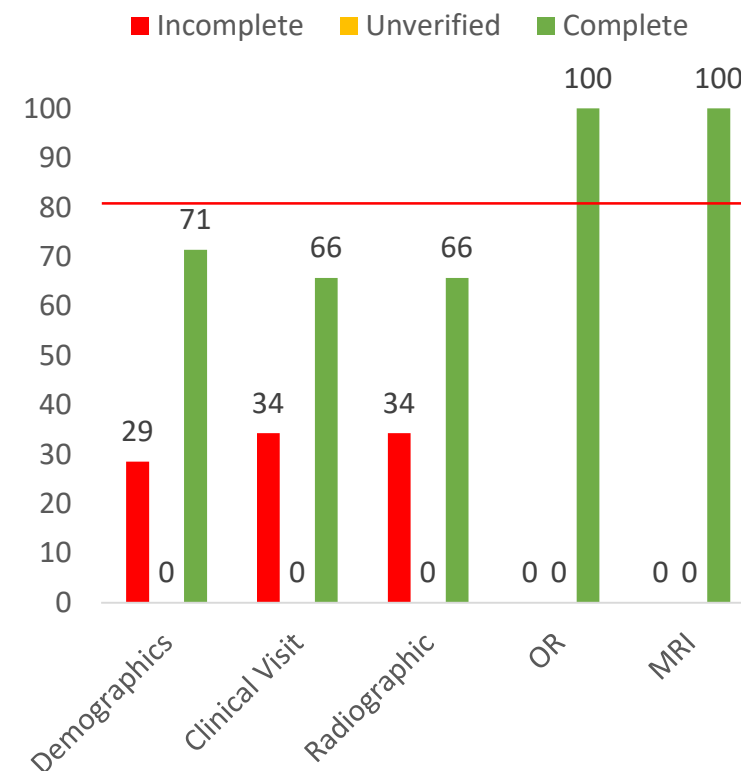
Includes up through 5-year visit image uploads



[Click to view list of participants missing AP X-ray](#)

Overall Data Completion Rate: 80.6%

Data Entry (%) by Form Type



Open, Unresponded Data Queries: 1

SHNC DATA COMPLETION REPORT

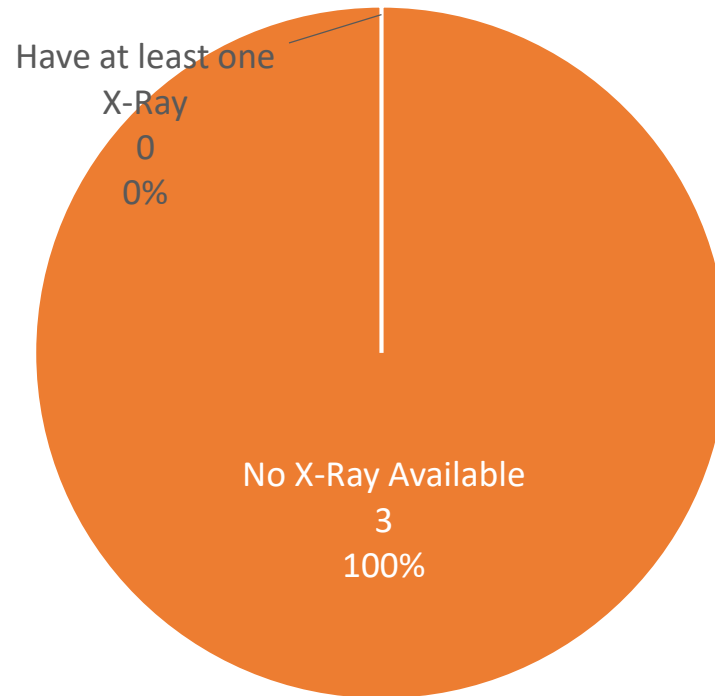
Number of Hips Enrolled by Cohort

<6 Registry	0
>11 Registry	0
6-8 Early Stage, MRI	0
6-8 Early Stage, Non-Surgical	0
6-8 Early Stage, Surgical	0
8-11 Early Stage, MRI	1
8-11 Early Stage, Non-Surgical	0
8-11 Early Stage, Surgical + 6 Months NWB	0
8-11 Early Stage, Surgical + 6 Weeks NWB	2
Late Stage	0
Overall Site Enrollment	3

2-Year Minimum AP

X-Ray Availability (n=3)

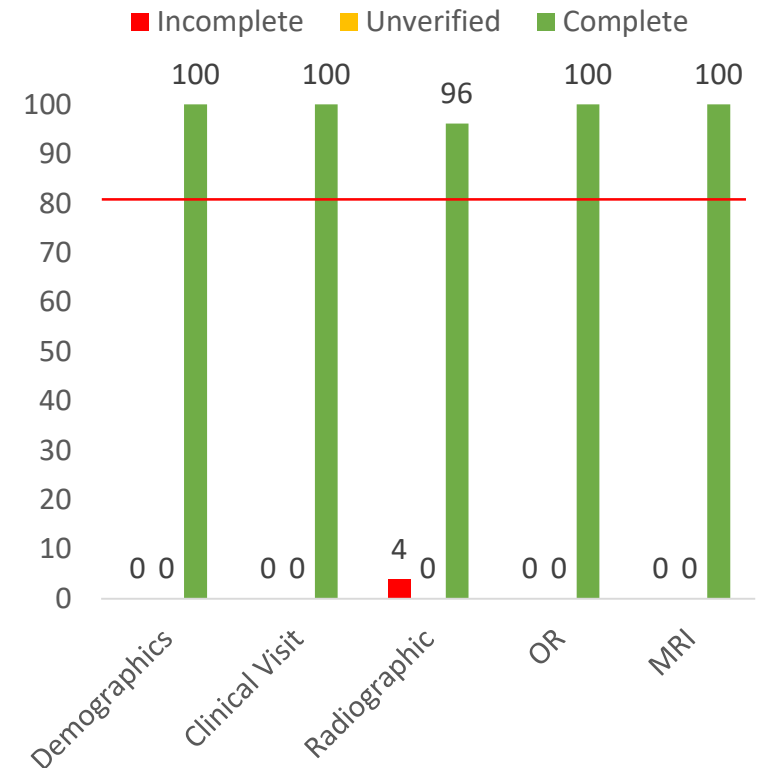
Includes up through 5-year visit image uploads



[Click to view list of participants missing AP X-ray](#)

Overall Data Completion Rate: 99.2%

Data Entry (%) by Form Type



Open, Unresponded Data Queries: 1

SJCH DATA COMPLETION REPORT

Number of Hips Enrolled by Cohort

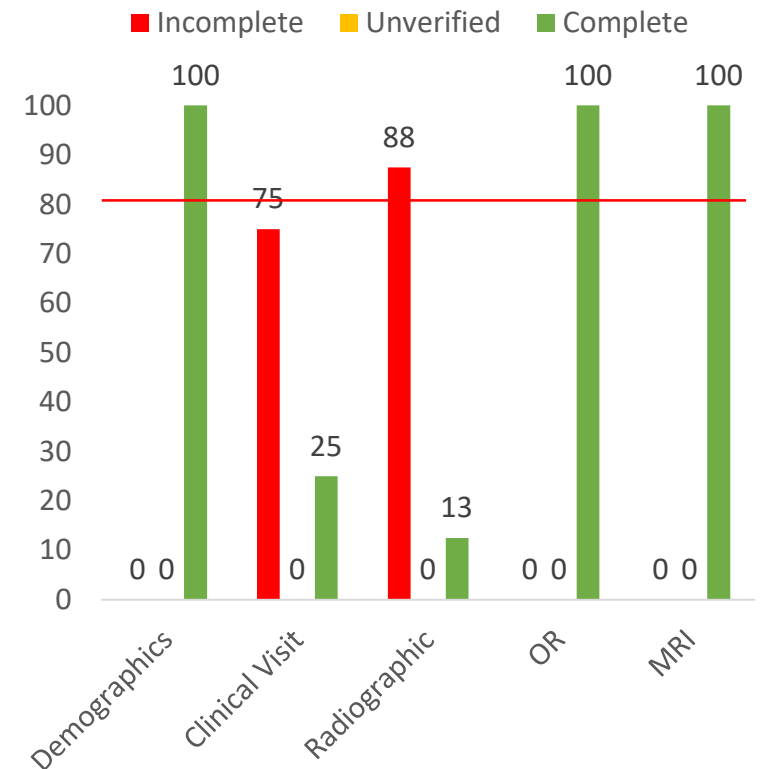
<6 Registry	0
>11 Registry	0
6-8 Early Stage, MRI	0
6-8 Early Stage, Non-Surgical	0
6-8 Early Stage, Surgical	1
8-11 Early Stage, MRI	0
8-11 Early Stage, Non-Surgical	0
8-11 Early Stage, Surgical + 6 Months NWB	0
8-11 Early Stage, Surgical + 6 Weeks NWB	0
Late Stage	0
Overall Site Enrollment	1

2-Year Minimum AP X-Ray Availability (n=0)

This site does not currently have any participants eligible for their two year follow up.

Overall Data Completion Rate: **67.5%**

Data Entry (%) by Form Type



Open, Unresponded Data Queries: **1**

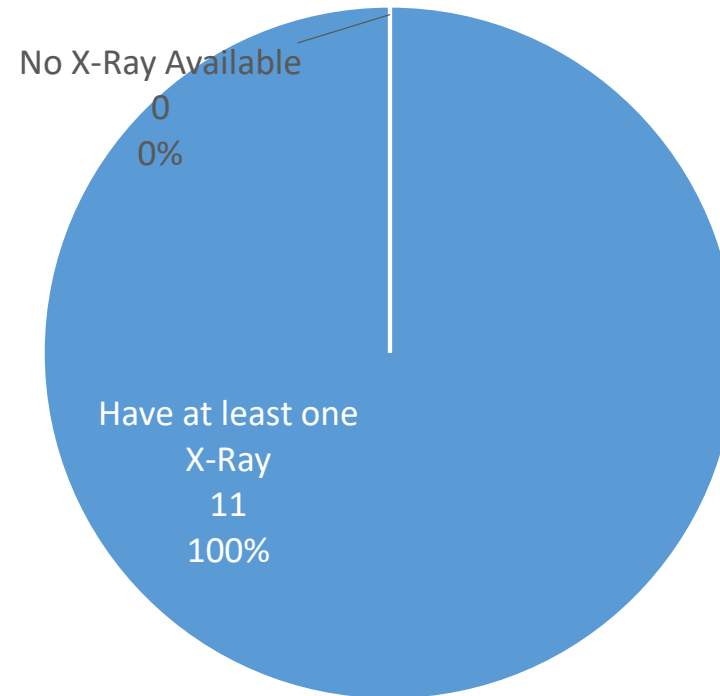
SNCH DATA COMPLETION REPORT

Number of Hips Enrolled by Cohort

<6 Registry	0
>11 Registry	0
6-8 Early Stage, MRI	1
6-8 Early Stage, Non-Surgical	2
6-8 Early Stage, Surgical	3
8-11 Early Stage, MRI	0
8-11 Early Stage, Non-Surgical	1
8-11 Early Stage, Surgical + 6 Months NWB	0
8-11 Early Stage, Surgical + 6 Weeks NWB	4
Late Stage	0
Overall Site Enrollment	11

2-Year Minimum AP X-Ray Availability (n=11)

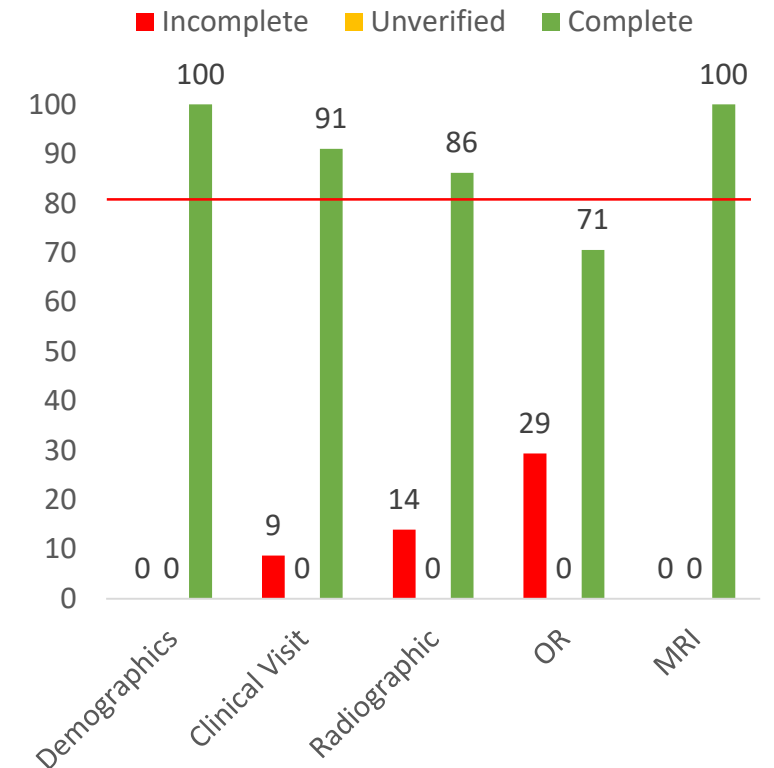
Includes up through 5-year visit image uploads



[Click to view list of participants missing AP X-ray](#)

Overall Data Completion Rate: **89.6%**

Data Entry (%) by Form Type



Open, Unresponded Data Queries: **50**

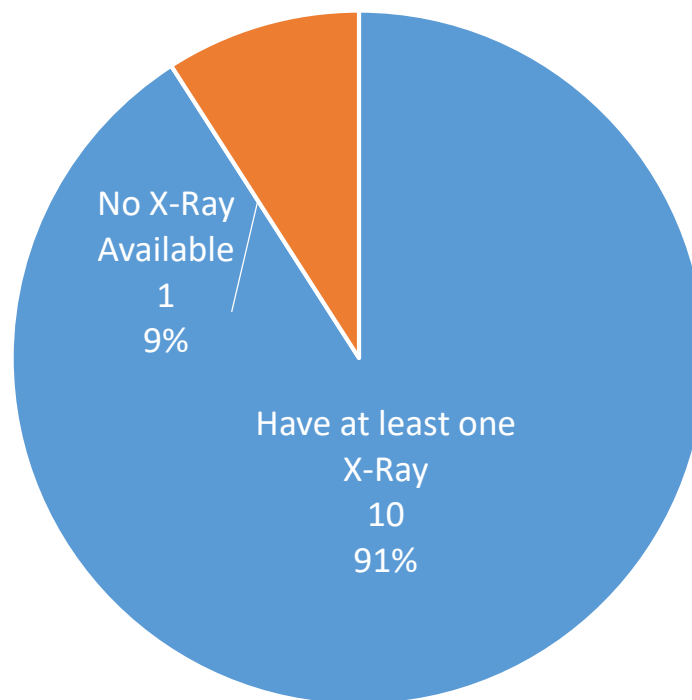
SPSM DATA COMPLETION REPORT

Number of Hips Enrolled by Cohort

<6 Registry	21
>11 Registry	1
6-8 Early Stage, MRI	0
6-8 Early Stage, Non-Surgical	3
6-8 Early Stage, Surgical	0
8-11 Early Stage, MRI	0
8-11 Early Stage, Non-Surgical	0
8-11 Early Stage, Surgical + 6 Months NWB	0
8-11 Early Stage, Surgical + 6 Weeks NWB	1
Late Stage	4
Overall Site Enrollment	30

2-Year Minimum AP X-Ray Availability (n=11)

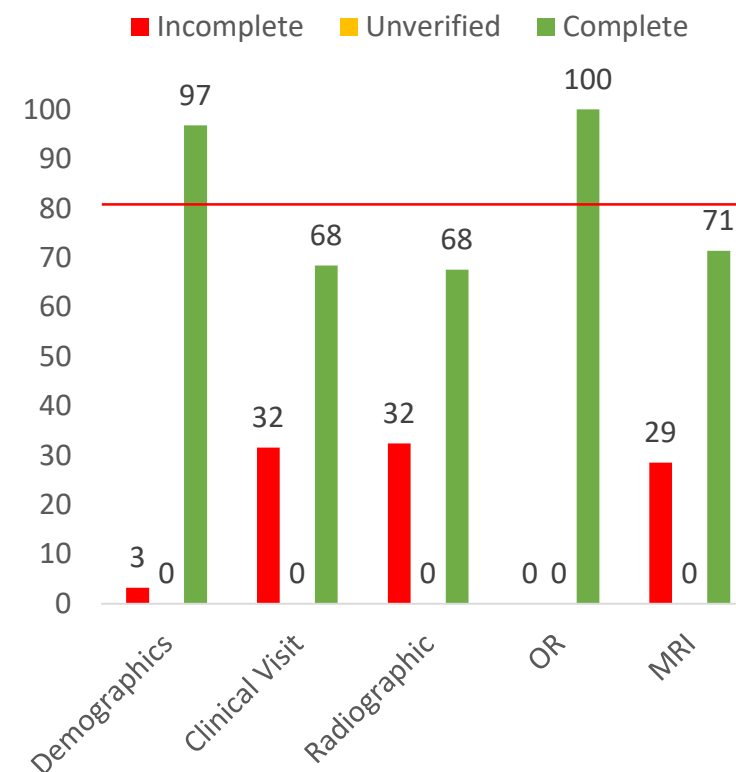
Includes up through 5-year visit image uploads



[Click to view list of participants missing AP X-ray](#)

Overall Data Completion Rate: **28.1%**

Data Entry (%) by Form Type



Open, Unresponded Data Queries: **33**

SSLC DATA COMPLETION REPORT

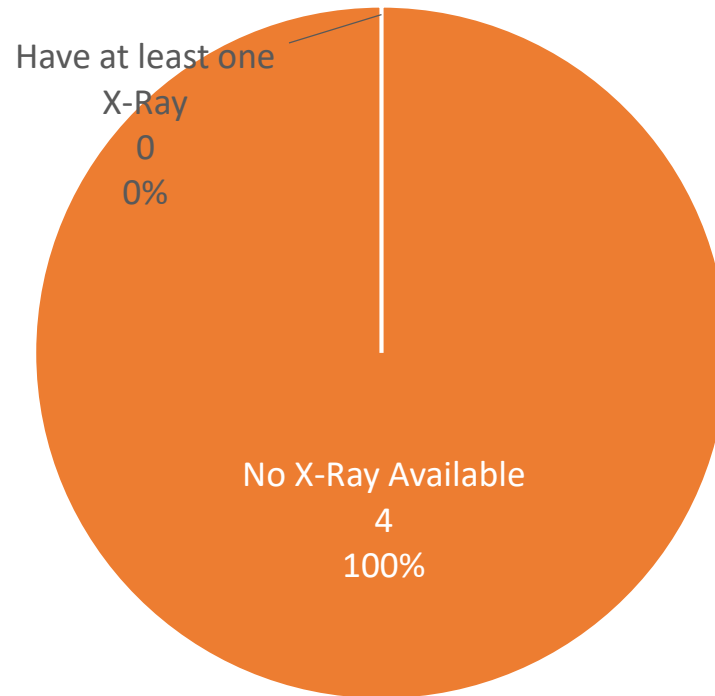
Number of Hips Enrolled by Cohort

<6 Registry	2
>11 Registry	0
6-8 Early Stage, MRI	0
6-8 Early Stage, Non-Surgical	0
6-8 Early Stage, Surgical	1
8-11 Early Stage, MRI	1
8-11 Early Stage, Non-Surgical	0
8-11 Early Stage, Surgical + 6 Months NWB	0
8-11 Early Stage, Surgical + 6 Weeks NWB	0
Late Stage	0
Overall Site Enrollment	4

2-Year Minimum AP

X-Ray Availability (n=4)

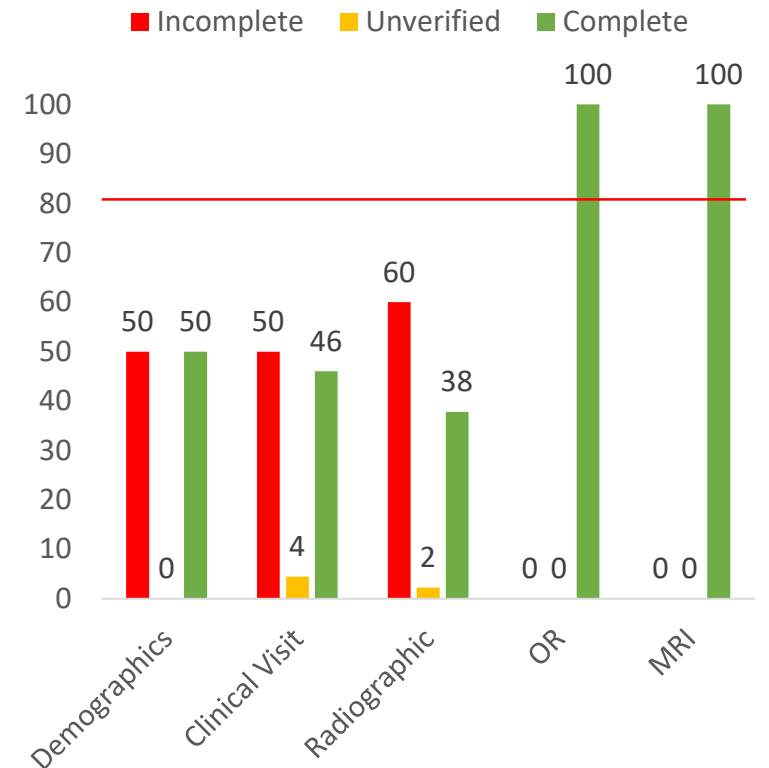
Includes up through 5-year visit image uploads



[Click to view list of participants missing AP X-ray](#)

Overall Data Completion Rate: **68.1%**

Data Entry (%) by Form Type



Open, Unresponded Data Queries: **17**

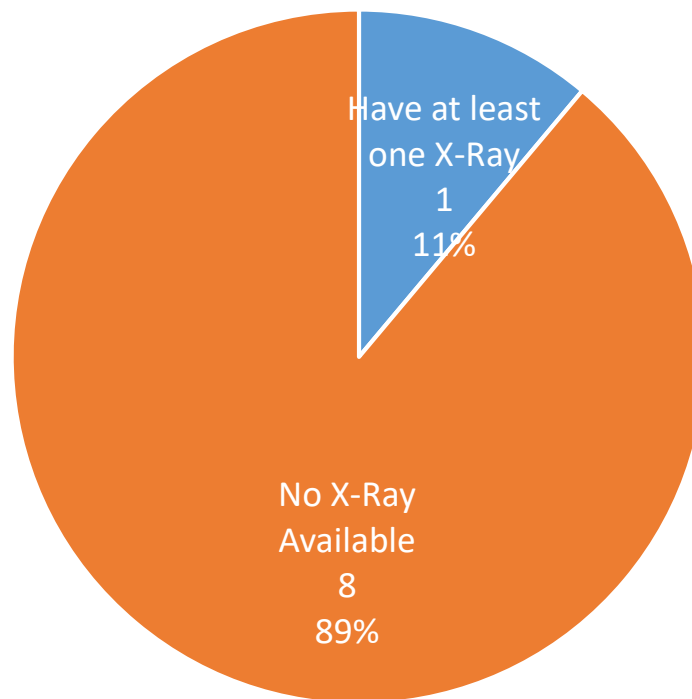
TJPO DATA COMPLETION REPORT

Number of Hips Enrolled by Cohort

<6 Registry	1
>11 Registry	0
6-8 Early Stage, MRI	0
6-8 Early Stage, Non-Surgical	5
6-8 Early Stage, Surgical	1
8-11 Early Stage, MRI	0
8-11 Early Stage, Non-Surgical	0
8-11 Early Stage, Surgical + 6 Months NWB	1
8-11 Early Stage, Surgical + 6 Weeks NWB	1
Late Stage	0
Overall Site Enrollment	9

2-Year Minimum AP X-Ray Availability (n=9)

Includes up through 5-year visit image uploads

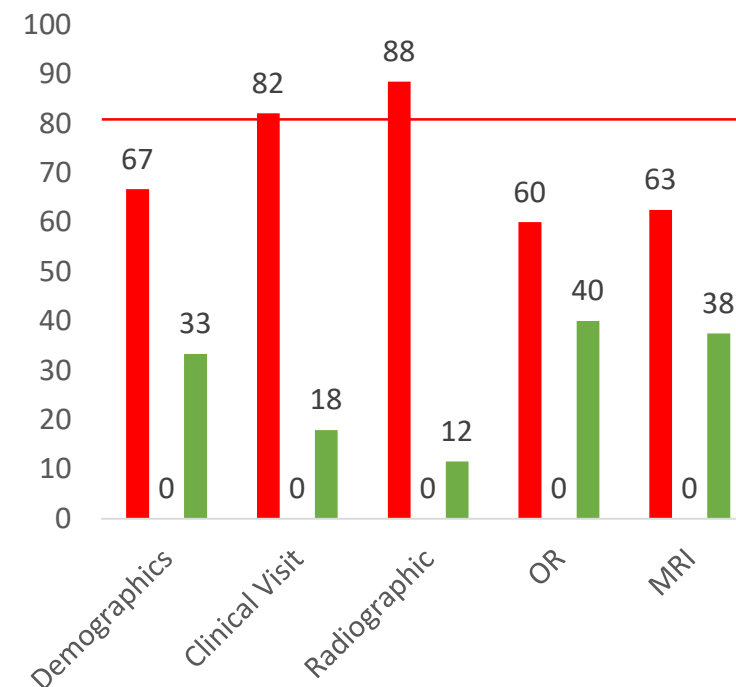


[Click to view list of participants missing AP X-ray](#)

Overall Data Completion Rate: **28.1%**

Data Entry (%) by Form Type

■ Incomplete ■ Unverified ■ Complete



Open, Unresponded Data Queries: **53**

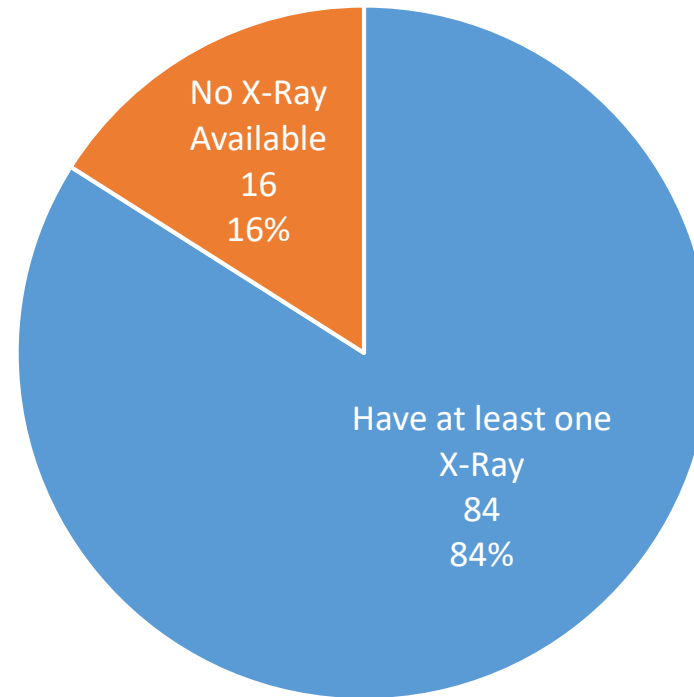
TSRH DATA COMPLETION REPORT

Number of Hips Enrolled by Cohort

<6 Registry	57
>11 Registry	10
6-8 Early Stage, MRI	6
6-8 Early Stage, Non-Surgical	6
6-8 Early Stage, Surgical	23
8-11 Early Stage, MRI	6
8-11 Early Stage, Non-Surgical	2
8-11 Early Stage, Surgical + 6 Months NWB	22
8-11 Early Stage, Surgical + 6 Weeks NWB	1
Late Stage	16
Overall Site Enrollment	149

2-Year Minimum AP X-Ray Availability (n=100)

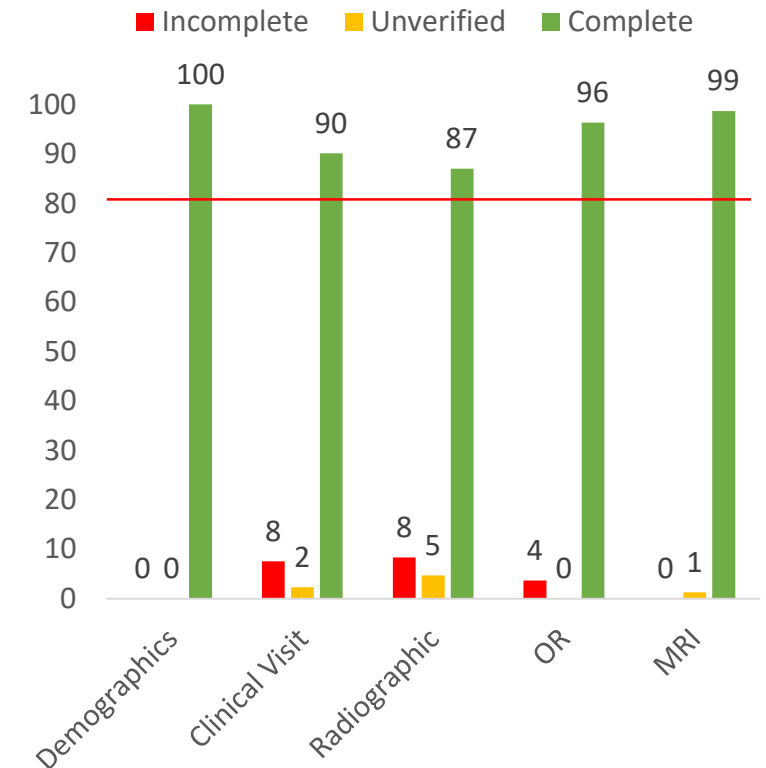
Includes up through 5-year visit image uploads



[Click to view list of participants missing AP X-ray](#)

Overall Data Completion Rate: **96.1%**

Data Entry (%) by Form Type



Open, Unresponded Data Queries: **15**

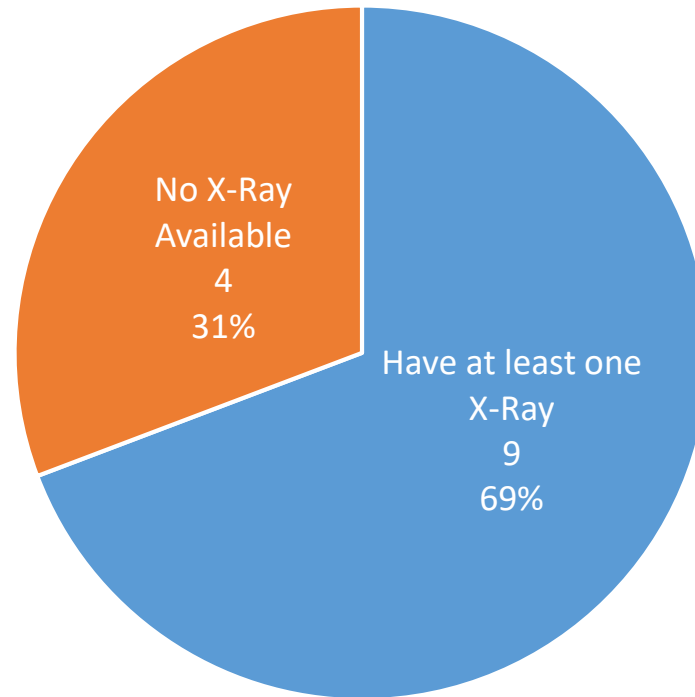
TXCH DATA COMPLETION REPORT

Number of Hips Enrolled by Cohort

<6 Registry	4
>11 Registry	1
6-8 Early Stage, MRI	2
6-8 Early Stage, Non-Surgical	0
6-8 Early Stage, Surgical	9
8-11 Early Stage, MRI	2
8-11 Early Stage, Non-Surgical	0
8-11 Early Stage, Surgical + 6 Months NWB	0
8-11 Early Stage, Surgical + 6 Weeks NWB	0
Late Stage	0
Overall Site Enrollment	18

2-Year Minimum AP X-Ray Availability (n=13)

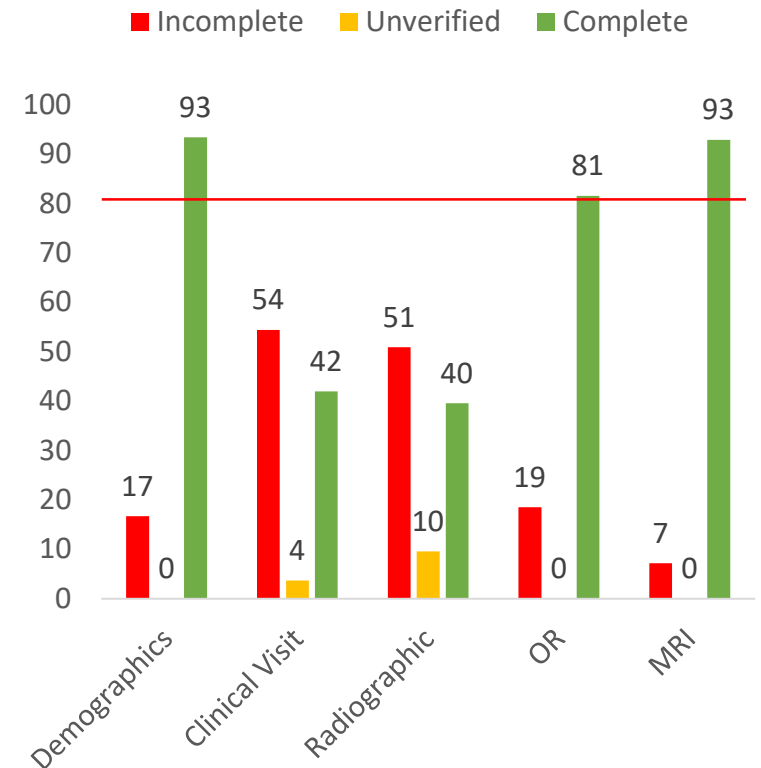
Includes up through 5-year visit image uploads



[Click to view list of participants missing AP X-ray](#)

Overall Data Completion Rate: **72.5%**

Data Entry (%) by Form Type



Open, Unresponded Data Queries: **90**

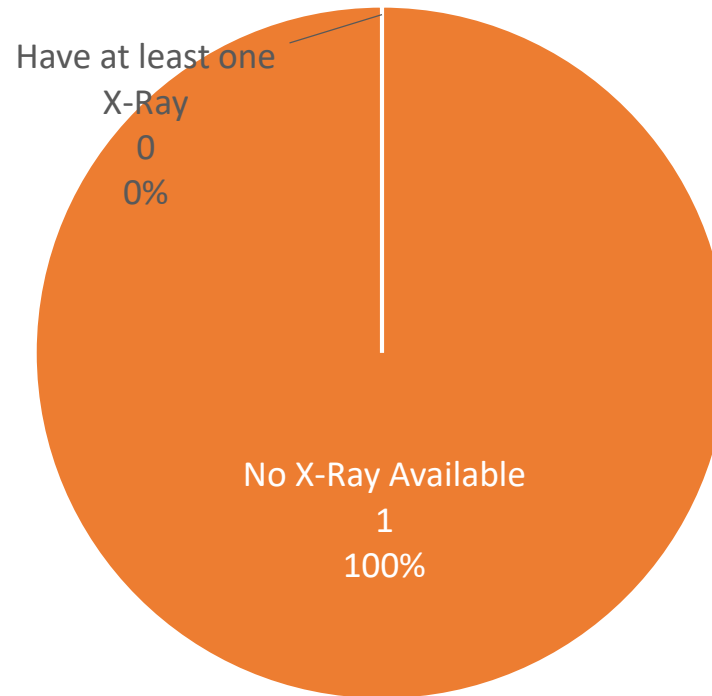
UUUS DATA COMPLETION REPORT

Number of Hips Enrolled by Cohort

<6 Registry	4
>11 Registry	1
6-8 Early Stage, MRI	0
6-8 Early Stage, Non-Surgical	1
6-8 Early Stage, Surgical	1
8-11 Early Stage, MRI	0
8-11 Early Stage, Non-Surgical	0
8-11 Early Stage, Surgical + 6 Months NWB	0
8-11 Early Stage, Surgical + 6 Weeks NWB	0
Late Stage	0
Overall Site Enrollment	7

2-Year Minimum AP X-Ray Availability (n=1)

Includes up through 5-year visit image uploads

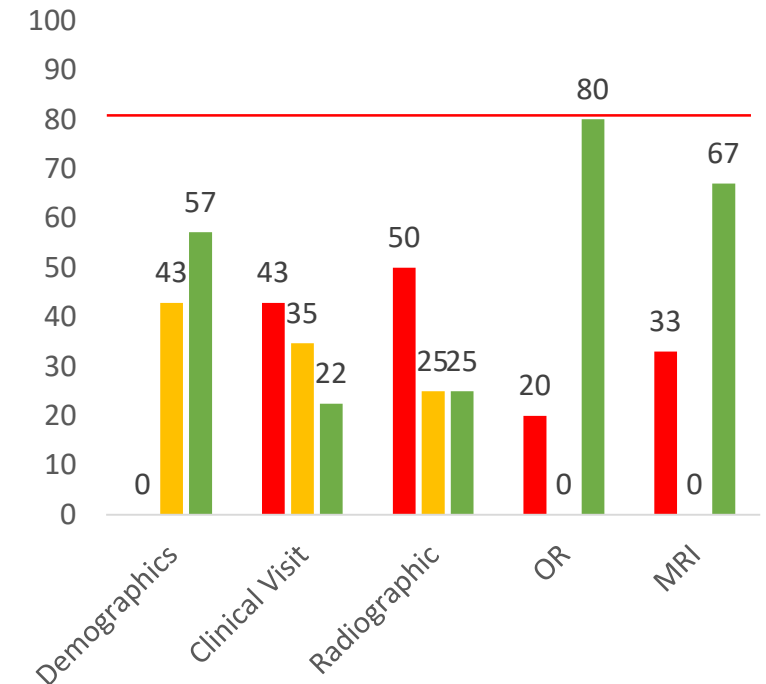


[Click to view list of participants missing AP X-ray](#)

Overall Data Completion Rate: **70.1%**

Data Entry (%) by Form Type

■ Incomplete ■ Unverified ■ Complete



Open, Unresponded Data Queries: **24**